


CORD & CORDSET

Portable and temporary power solutions



prysmian | **ENCORE WIRE®**

The planet's pathways

DEMAND BETTER.. EXPECT MORE™

Cord & Cordset

This catalog contains in-depth information on the most comprehensive line of cord and cordset products. Prysmian's flexible cord products are available today for commercial, industrial and specialty applications. Our contractor-grade extension cords, specialty cords, utility lights and accessories provide power for tools and equipment, and temporary lighting on residential, commercial and industrial job sites.

The product and technical sections have been developed with an easy-to-use "spec-on-a-page" format. They feature the latest information on Carol cord and cordset products, from applications and construction to detailed technical and specification data. There's also a user-friendly numerical catalog number index.

Our products are readily available through our network of authorized stocking distributors and distribution centers.

Prysmian is committed to meeting customer requirements through continuous quality improvements. As a significant part of our commitment to quality, Prysmian's manufacturing facilities are certified to the ISO 9001:2015 quality standard. Our telecommunications cable manufacturing facility has received TL 9000 quality standards registration as a supplement to the ISO program. This quality system is based on the ISO 9001 program with added telecommunications-specific performance metrics. We strive to provide value optimization through innovation and quality solutions.

- Our in-house testing capabilities are extensive, with strict adherence to our product specifications as well as industry standards.
- Cables are safety listed and verified.
- Third-party testing labs like ETL and UL are utilized to quantify and confirm our quality and provide final qualification data that sets the foundation for our extended product warranty.
- Prysmian products have stood the test of time with proven reliability and performance.

Download Technical document



All information in this catalog is presented solely as a guide to product selection and is believed to be reliable. All printing errors are subject to correction in subsequent releases of this catalog. Although Prysmian has taken precautions to ensure the accuracy of the product specifications at the time of publication, the specifications of all products contained herein are subject to change without notice.

PRYSMIAN, 17 FREE, CAROL, CAROLGRENE, CAROLPRENE, FLEXFILL, FROGHIDE, GENCLEAN, GENSPEED BRAND, LIFETIME PLUS, NEXTGEN BRAND, PLUG-IT, POWR-CENTER, POWR-REEL, PROFLEX, SAFETY ORANGE, SHOCK SAFE, SUPER FLEX, SUPER VU-TRON, TRU-MARK and ULTRA FLEX are trademarks of Prysmian North America.

© 2026. Prysmian North America.

Highland Heights, KY 41076

All rights reserved. Printed in USA.

Prysmian is dedicated to customer service and satisfaction. Call our team of professionally trained sales associates at

888-295-5896

with any questions to meet your application needs.

Table of Contents

SECTION

PAGES

1	Portable Cord Specifications	1-5
	• Portable Cord Specifications	1
	• Voltage Drop: Picking the Right Cable for the Long Run	2
	• Ampacity: Choosing Cable When the Heat Is On.....	3
	• Index by Wire Type.....	4
	• Wire And Cable Abbreviations	5
2	Rubber Cord	6-13
	• Super Vu-Tron® Supreme Types SJOOW/SOOW	7
	• Carolprene® Jacketed Type SOOW 90 °C	8
	• Carolprene® Jacketed Type SJOOW.....	9
	• Carolprene® Jacketed Type SOOW, Non-UL	10
	• Carolprene® Type SVO.....	11
	• Super Vu-Tron® Multi-Conductor Type SOOW	12-13
3	Plastic Cord	14-25
	• Carol® Ultra Flex® Types SJEOW/SEOW	15-16
	• Types SJTOW and STOW.....	17
	• Type SVT	18
	• Type SJT 60 °C	19
	• Bus Drop Cable	20
	• Thermostat Wire	21-22
	• UL 1015, CSA TEW	23
	• UL Types MTW, TFF, AWM & CSA TEW.....	24
	• Heavy Wall UL Types MTW, AWM, NEC Type THW and CSA TEW	25
4	Industrial Cord	26-35
	• Super Vu-Tron® Single Conductor Type	27
	• Super Vu-Tron® Multi-Conductor Type W Round.....	28
	• Super Vu-Tron® Type G and Type G-GC Round.....	29
	• Super Vu-Tron® Canadian Type G-GC Round.....	30
	• Carol® Double Jacket Drill Cord.....	31
	• Carolprene® 105°C Welding Cable.....	32
	• Carolprene® 105°C Welding Cable.....	33
	• Super Vu-Tron® Welding Cable Types RHH/RHW	34
	• Super Vu-Tron® Entertainment Industry and Stage Lighting Cable	35
5	Specialty Cord	36-41
	• Hook-Up Wire UL Types MTW, TFF, AWM and CSA TEW	37
	• Heavy Wall UL Types MTW, AWM, NEC Type THW and CSA TEW	38
	• Lamp Cord Type SPT.....	39
	• Low-Voltage Landscape Lighting Wire	40
	• Low-Voltage Sprinkler Wire	41

Table of Contents

SECTION

PAGES

6	Outdoor Extension Cords	42-47
	• FrogHide® Ultra Flex® Lighted Extension Cords.....	43
	• Lifetime Plus® Super Flex® Lighted Extension Cords.....	44
	• Safety Orange® Extension Cords.....	45
	• Outdoor Powr-Center® Extension Cords.....	46
	• All Weather Extension Cords.....	47
	• High Visibility All Weather Extension Cords.....	47
7	Application-Specific Extension Cords	48-52
	• Pro Flex® Rubber Extension Cords.....	49
	• Coiled Power Tool Extension Cords and Power Supply Cords.....	49
	• Power Supply Replacement Cords.....	49-50, 52
	• Range Cords.....	51
	• Dryer Cords.....	51
	• Air Conditioner Replacement Cords.....	51
	• Major Appliance Cords.....	52
8	Plug-it® Extension Cord Accessories	53-55
	• Plug-it® Powr-Center® Adapter.....	54
	• Powr-Reel™ with 3 Outlets.....	54
	• Plug-it® Ground Fault Circuit Interrupter (GFCI) and Surge Protector Plug.....	55
9	Specialty Extension Cords and Lighting	56-59
	• Shock Safe® Ground Fault Circuit Interrupter (GFCI) Powr-Center®.....	57
	• Household Powr-Centers®.....	57
	• Plastic Guard Utility Light.....	58
	• Metal Guard Utility Light.....	58
	• Clamp Light.....	59
10	General Information	60-62
	• Unit Conversion Factors.....	61
	• Temperature Conversion Chart.....	62

Portable Cord Specifications

1

When specifying and purchasing portable cord products, application details are important and often essential in determining the right product for the right job. Often, the same application can be served using one or more products.

Accurate understanding of the application and the environment where the cable is being used will often point to the product line providing the correct cord products. For those extreme application environments or very specific technical requirements, Prysmian's engineering and customer service **teams** are eager to assist you. We will help you find the right cable for your needs.

This easy-to-use checklist outlines the key questions you will need to ask to determine the right cable for a particular application:

1. What is the application? (identifies where cable is being used)
 - a. Environmental Conditions
 - b. Temperature/Humidity (minimum/maximum ranges)
 - c. Moisture (will the cable be submerged or exposed to weather, rain, etc.?)
 - d. Dirt/Dust
 - e. Chemical Exposure (gases, oils, alkalis, acids, cleaning materials)
 - f. Critical Service/Reliability Needs
2. What is the voltage? See **page 2** for additional information regarding **Voltage Drop**.
3. What is the amperage? See **page 3** for additional information regarding **Ampacity**.
4. What is the gauge size?
5. How many conductors are required for the application?
6. What is the stranding? (some applications require higher count stranding for better flexibility)
7. What is the overall length needed? (important in calculating voltage drop)
8. Is any special color-coding of conductors needed?
9. Does this cable need agency approvals (UL, CSA, MSHA, RoHS, etc.)?

Answers to these questions will help you determine the right product for the application. While this information is sufficient for most application requirements, good engineering practices are still essential.

Prysmian's customer service and engineering **teams** are ready to help you in finding the right cord product for all of your application needs. Our **teams** have the skill and knowledge to select and even custom-engineer cord products for your most demanding and challenging applications.

Voltage Drop: Picking the Right Cable for the Long Run

Reliability may not be a tangible item that's installed alongside a new furnace or wired into a dock-side crane, but nonetheless, it is an essential "accessory" that can mean the difference between overtime and lost time; in-stock and out-of-stock; perfect fits and refits. Being labeled as "unreliable" can mean ruin for a business, regardless of what you're making, installing or servicing. That's why it is vital to understand simple yet often overlooked problems, like voltage drop, in product applications.

Voltage drop is the reduction in voltage in an electrical circuit between the source and load. For equipment to operate properly, it must be supplied with the right amount of power, which is measured in watts: current (amps) times voltage (volts). Motors, generators, tools — anything that runs on electricity is rated for power, as in a 100-watt light bulb. The correct amount of power enables equipment to meet its designed power rating and operate efficiently. Incorrect or insufficient power amounts can result in inefficient operation, wasteful power usage, and even equipment damage. That is why understanding voltage drop calculations and selecting the correct cable for each application is so important.

The National Electrical Code (NEC) catalogs the requirements for safe electrical installations and represents the primary document for guidance in the United States. Providing direction for both trained professionals and end users, these codes set the foundation for the design and inspection of electrical installations. So how does the Code treat voltage drop issues? For branch circuits, look to NEC (NFPA 70) Section 215.2(A)(3) footnote 2 and Section 210.19(A)(1) footnote 4. Both advise that conductors for feeders to dwelling units should be sized to prevent voltage drop exceeding 3% and maximum total voltage drop on both feeders and branch circuits should not exceed 5% for "reasonable efficiency of operation."

In addition, look to NEC (NFPA 70) Section 647.4 (D) when dealing with sensitive electronic equipment. It states that voltage drop on any branch circuit shall not exceed 1.5% and the combined voltage drop on branch-circuit and feeder conductors shall not exceed 2.5%. It is important to note that much of the equipment manufactured today contains sensitive

electronics.

Ampacity, a cable's electric current-carrying capacity, is also connected to voltage drop. The Code stresses the importance of accounting for voltage drop when considering a cable's ampacity rating and the need to satisfy both requirements. NEC Section 310.15 (A)(1) states that ampacity tables do not take voltage drop into consideration.

For DC current, voltage drop is proportional to amount of current flow and wire resistance. In AC circuits, total impedance and power factor (power loss ratio) also need to be considered. Since wire resistance is a factor of wire size, material and length of run, it is important to choose the proper wire size for length of run to keep voltage drop at the desired level.

Wherever you find it — in print or online — this table makes calculating project voltage drop straightforward and easy. For example, let's say your project involves a 100-foot run of 12/3 SOOW wire, 12 amps line current for equipment, line circuit of 120 volts AC, 3 phase, 100% power factor. According to the calculation table, the factor is 3190. Next, multiply current times distance (feet) times factor: $12 \times 100 \times 3190 = 3,828,000$. Finally, place a decimal in front of the last six figures, and the result is the volts lost — voltage drop = 3.8 volts (3.2% of overall voltage).

So, to ensure the reliability of your products/installations/service calls, be sure to account for voltage drop when making your cable selections. While it is mainly a nuisance issue, voltage drop can affect equipment efficiency, power consumption and potential damage to sensitive electronics and other systems. Fortunately, these issues are easily avoided, especially when you rely upon the NEC codes and standards that relate to voltage drop — each of which provides useful guidance in ensuring the success of your application.

By selecting a cable with the correct voltage drop characteristics, you will optimize the operation of your connected equipment, increase your efficiencies and prevent equipment damage. And that's a pretty good payoff, in the short term or the long run.

Ampacity: Choosing Cable When the Heat Is On

Thanks to the dedication and ingenuity of cable engineers around the world, there are cables available for an almost infinite number of applications. Welding cable, extension cords, stage lighting cable, landscape lighting wire, diesel locomotive cable, major appliance cord — you name the energy transmission need, and I'll name the applicable product. Whether your project faces environmental extremes, necessitates considerable flexibility, or simply requires unflinching reliability and longevity, it's essential that your quest for the optimal cable begin with identifying its optimal ampacity.

Ampacity is the maximum current an insulated conductor can safely carry without exceeding its insulation and jacket temperature limitations — or in plain terms, it's a cable's electric current-carrying capacity. Most power cable is sized according to its ampacity, a fact that underscores the importance of first considering amperage needs when selecting portable power cable. By doing so, you'll avoid serious safety hazards, equipment damage and production downtime caused by overcurrent — i.e., too much current flowing through a conductor — which is a significant threat to under-amped cable. Excessive current can cause overheating, insulation damage and fire/shock hazards that, in turn, can harm equipment through heat buildup and produce cable faults that lead to lost productivity. Therefore, it is essential to start every project with the correct cable and then have every installation reviewed and carried out by a trained electrical professional.

There are several systems of codes and standards that can help identify the correct ampacity for your power cable needs. Developed to provide direction for both trained professionals and end users, these codes set the foundation for the design and inspection of electrical installations. First, there is the National Electric Code (NEC or NFPA 70), which catalogs the requirements for safe electrical installations and represents the primary document for guidance in the United States. There are also regulations set forth by the Insulated Cable Engineers Association (ICEA) and the Institute of Electrical and Electronics Engineers (IEEE) — both of which address ampacity standards for power cables. Because there are so many diverse electrical specialties, be sure to select a professional who has expertise in your particular application and its specific code requirements.

For the purpose of this discussion, let's focus on the standards established by the National Electric Code. It's amazing how many sections of the NEC deal with wire, depending on the user's particular application. It is essential for project safety that you study the portion of the code that concentrates on your intended environment and use.

As I mentioned earlier, temperature plays an important role in determining cable ampacity. For purposes of design rating, the ambient temperature is set at the maximum expected ambient temperature. In the NEC, the values in the ampacity tables are based on 30°C ambient. In order to determine ampacities at ambient temperatures other than 30°C, the code has included correction factors for these other temperatures in the ampacity tables in Article 310.

Cable ampacity of a single conductor is calculated based on the size of the electrified conductor, the established ambient temperature and the temperature rating of the insulation and jacket compounds. An increase in temperature rating of the compounds and/or an increase in

conductor size will increase cable ampacity. Conversely, an increase in ambient temperature will decrease ampacity.

However, the number of current-carrying conductors found in a cable also affects ampacity. When a group of cables are bunched closely together, the NEC requires a derating of the ampacity for each individual cable. This is because tightly gathered cables can create a significant buildup of heat, which could rise above the rated temperature of the compounds used. This bunching effect also hinders heat dissipation, further increasing the risk of heat-related cable damage. Refer to NEC Table 310.15(B)(2)(a) for specifics about ampacity derating based on number of cables used in cable, conduit or raceway.

It is important to remember that heat degrades most ordinary insulating materials, and this decay directly affects cable ampacity — yet another reason to take current-carrying capacity into account when selecting a cable. By doing so, you confirm that the conductor's insulating material and jacket can handle the heat load caused by electrical current flow and eliminate the possibility of exposing cables to temperatures higher than they are designed to manage.

The NEC also permits ampacities to be calculated. However, this should only be attempted under engineering supervision and when the parameters of the cable and installation are known. Article 310.15(C) provides the method for doing this calculation.

There are some specific cabling applications for which the NEC does not set ampacity guidelines, including mining cable and utility cable. For example, most ampacity ratings for mining cable come from ICEA standard tables, which assume an ambient temperature of 40°C vs. 30°C. Because of its many specialized applications, the ampacity ratings for most power generation and energy transmission/distribution utility cables are specified by use — such as direct-buried cable, suspended cable (e.g., transmission lines) and in-duct cable. These particular installations also require specific engineering calculations that incorporate factors like temperature, wind speeds and sunlight exposure. Understandably, such highly specialized setups require not only unique ampacity guidelines but also engineering supervision and the seasoned judgment of a trained electrical professional.

So, the next time you're in the market for a cable solution, start your search by first establishing the project's ampacity requirements. By doing so, you can avoid dangerous heat buildup, prevent equipment damage and ensure the long-term safety of your cable selection. But don't worry, you don't have to go it alone! The codes and standards established for your particular application can provide invaluable guidance throughout your product search and final installation. If your project falls into one of the specialized setups addressed in a unique code section, please consider having your cable installation carried out under engineering supervision.

Put simply, safety depends on selecting the right cable. By paying attention to the current-carrying capacity of your chosen cable, you'll help maximize the life of your cable and contribute to the well-being of anyone who comes into contact — be it directly or indirectly — with your installation. Now that's a hot idea!

Index By Wire Type

Wire Type	Page	Wire Type	Page
AWM	12, 41-42	SJT	21-22, 53-54, 61-62
BUS DROP CABLE	23	SJTOW	19
CAROLPRENE®	8-12, 32-33, 40	SJTW	48-50, 59, 61
CL2	24	SO	12
DLO		SOOW	7-9, 11, 13, 15
ENTERTAINMENT CABLE	35	SPT	43
EXTENSION CORDS	52-56, 58, 64, 66	SPT-1	43, 56
G	29	SPT-2	43, 63
G-GC	29-30	SPT-3	55-56, 61
HOOK-UP WIRE	41	SRDT	55
LAMP CORD	43	ST	56
LOCOMOTIVE CABLE	37	STAGE LIGHTING CABLE	35
LOW VOLTAGE WIRE	44-45	STOW	19
LVT	25	STW	50
MTW	41-42	SUPER VU-TRON®	7, 13-14, 27-30, 34-36
PPC	35	SVO	12
REPLACEMENT CORDS	53-56	SVT	20
RHH	27-28, 34, 37	TEW	41-42
RHW	27-28, 34, 37	TFF	41
SC	35	THERMOSTAT WIRE	24-25
SEOOJ	17-18	THW	42
SJ	53-54	TYPE G	29
SJEOW	17, 50-51	TYPE G-GC	29-30
SJO	61	TYPE W	27-28, 36
SJOW	47, 54	WELDING CABLE	32-34
SJOOW	7-8, 10, 47, 54		

Wire and Cable Abbreviations

E	Thermoplastic Elastomer (TPE)
J	Junior (300 V)
O	Oil-Resistant
P	Parallel
S	Service (600 V)
T	Thermoplastic/Vinyl
W	Weather Approved (water-, moisture-, damp-, sunlight-resistant)

EPDM	Ethylene-propylene-diene monomer rubber.	SOO	Same as SO, but inner conductor insulation as well as the outer jacket is oil-resistant.
S	Extra-hard-usage, rubber-insulated portable cord. Stranded copper conductors with separator and individual rubber insulation. Two or more color-coded conductors cabled with filler, wrapped with separator and rubber jacketed overall. 600 V.	SOOW	Same as SOO, but also weather-, water- and sunlight-(UV) resistant.
SJ	Hard-usage, rubber-insulated pendant or portable cord. Same construction as Type S, but 300 V. Jacket thickness different.	SP-1	All-rubber, parallel-jacketed, two-conductor light-duty cord for pendant or portable use in damp locations. 300 V.
SJEOW	Hard-usage thermoplastic or rubber-insulated conductors and oil-resistant thermoplastic outer jacket. All-elastomer construction. 300 V, 90 °C to 105 °C. Weather-resistant. Meets UL specifications.	SP-2	Same as SP-1, but heavier construction, with or without third conductor for grounding purposes. 300 V.
SJEW	Hard-usage thermoplastic or rubber-insulated conductors and overall thermoplastic jacket. All elastomer construction. 300 V, 90 °C to 105 °C. Weather-resistant. Meets UL specifications.	SPT-1	Same as SP-1, except all-thermoplastic. 300 V. With or without third conductor for grounding.
SJO	Same as SJ, but Carolprene [®] , oil-resistant compound outer jacket. Can also be made water-resistant. 300 V, 60 °C.	SPT-2	Same as SP-2, except all-thermoplastic. 300 V. With or without third conductor for grounding.
SJOO	Same as SJO but inner conductor insulation as well as the outer jacket is oil-resistant.	SPT-3	Same as SP-3, except all-thermoplastic. 300 V. With or without third conductor for grounding.
SJOOW	Same as SJOO but also water- and weather-resistant.	SRD	Portable range or dryer cable. Three or four rubber-insulated conductors with rubber or neoprene jacket, flat or round construction. 300 V, 60°C rated.
SJT	Hard-usage thermoplastic or rubber-insulated conductors with overall thermoplastic jacket. 300 V, 60 °C to 105 °C.	SRDT	Same as SRD, except all-thermoplastic with a maximum temperature of 90 °C.
SJTO	Same as SJT, but oil-resistant thermoplastic outer jacket. 60 °C.	ST	Extra-hard-usage cord, jacketed, same as Type S except all-plastic construction. 600 V, 60 °C to 105 °C.
SJTW	Extra-hard-usage thermoplastic conductors and overall thermoplastic jacket. 300 V, 60 °C to 105 °C. Weather-resistant for outdoor use.	STO	Same as ST, but with oil-resistant thermoplastic outer jacket. 600 V, 60 °C.
SO	Extra-hard-usage cord, same construction as Type S, except oil-resistant Carolprene [®] jacket. 600 V, 60 °C to 90 °C.	STW	Extra-hard-usage cord, jacketed. 600 V, 60 °C to 105 °C. Weather- and water-resistant for outdoor use.
		SV	Vacuum cleaner cord, two- or three-conductor, rubber insulated. Overall rubber jacket. For light-duty in damp locations. 300 V, 60 °C.
		SVO	Same as SV, except oil-resistant Carolprene [®] jacket. 300 V, 60 °C.
		SVT	Same as SV, except all-plastic construction. With or without third conductor for grounding purposes only. 300 V, 60 °C to 90 °C.
		XLPE	Crosslinked polyethylene.

Rubber Cord

2



Thermoset rubber cord products have evolved over the last 50 years from simple and unsophisticated to a product line where specialized, technologically advanced products are in demand for exacting commercial and industrial applications.

No longer are rubber cord products used only in applications where flexibility is needed; today typical applications require cord to perform well in environments of extreme heat and cold and on job sites and factory floors where resistance to oil, chemicals and abrasion is mandatory.

Prysmian's role, as the producer of the premiere Carol® Brand rubber cord products, is to ensure that new product development, product innovation and quality not only keep pace with industry requirements but also set the trends.

Our rubber cord products carry a full range of listings and certifications with Underwriters Laboratories, Inc. and the Canadian Standard Association. In addition, many products meet or exceed the requirements of OSHA, MSHA and other relevant industry standards.

CAROL® is simply the most accepted in the industry, having proven itself on the job time after time. Our rubber cord line is the most comprehensive in the industry, ensuring that the proper Carol product can always be specified.

Index	Page
Super Vu-Tron® Supreme Types SJOOW/SOOW	7
Carolprene® Jacketed Type SOOW	8
Carolprene® Jacketed Type SJOOW	9
Carolprene® Jacketed Type SOOW, Non-UL	10
Carolprene® Type SVO	11
Super Vu-Tron® Multi-Conductor Type SOOW	12-13

Super Vu-Tron® Supreme Types SJOOW/SOOW

105°C, 300 and 600 Volt, UL/CSA Portable Cord



YELLOW HIGH-VISIBILITY – TYPE SJOOW – 300 VOLT – 105°C – UL/CSA

CATALOG NUMBER	NO. OF COND	AWG SIZE	COND. STRAND	NOMINAL INS. THICKNESS		NOMINAL O.D.		CURRENT AMPS†	APPROX. NET WT. LBS/M(S)	STD. CTN.
				INCHES	mm	INCHES	mm			
01510	2	18	16/30	0.030	0.76	0.287	7.29	10	43	1000'
01511	3	18	16/30	0.030	0.76	0.305	7.75	10	63	1000'
01512	2	16	26/30	0.030	0.76	0.319	8.10	13	55	1000'
01544	4	18	16/30	0.030	0.76	0.334	8.48	7	76	250'
01542	3	16	26/30	0.030	0.76	0.339	8.61	13	76	250'
01543	4	16	26/30	0.030	0.76	0.372	9.45	10	95	250'
01560	3	14	41/30	0.030	0.76	0.365	9.27	18	106	250'
01564	4	14	41/30	0.030	0.76	0.418	10.62	15	121	250'
01580	3	12	65/30	0.030	0.76	0.438	11.13	25	146	250'
01581	4	12	65/30	0.030	0.76	0.479	12.17	20	185	250'
01583	3	10	104/30	0.045	1.14	0.586	14.88	30	242	250'
01584	4	10	104/30	0.045	1.14	0.642	16.30	25	304	250'

YELLOW HIGH-VISIBILITY – TYPE SOOW – 600 VOLT – 105°C – UL/CSA

CATALOG NUMBER	NO. OF COND	AWG SIZE	COND. STRAND	NOMINAL INS. THICKNESS		NOMINAL O.D.		CURRENT AMPS†	APPROX. NET WT. LBS/M(S)	STD. CTN.
				INCHES	mm	INCHES	mm			
02522	2	16	26/30	0.030	0.76	0.378	9.60	13	75	250'
02569	3	18	1%0	0.030	0.76	0.365	9.27	10	84	250'
02570	4	18	16/30	0.030	0.76	0.394	10.01	7	101	250'
02565	3	16	26/30	0.030	0.76	0.399	10.13	13	103	250'
02566	4	16	26/30	0.030	0.76	0.432	10.97	10	119	250'
02562	3	14	41/30	0.045	1.14	0.532	13.51	18	172	250'
02568	4	14	41/30	0.045	1.14	0.576	14.63	15	208	250'
02525	3	12	65/30	0.045	1.14	0.607	15.42	25	229	250'
02526	4	12	65/30	0.045	1.14	0.650	16.51	20	280	250'
02528	3	10	104/30	0.045	1.14	0.656	16.66	30	295	250'
02527	4	10	104/30	0.045	1.14	0.712	18.08	25	353	250'

Cord furnished with UL and CSA labels.
 † Green conductor for grounding only.
 Ampacities based on NEC Table 400.5(A)(1).
 (S) Actual shipping weight may vary.

COLOR CODE CHART

NO. OF CONDUCTORS	COLOR
3	Black, White, Green
4	Black, White, Red, Green

Product Construction:

Conductors:

- 18 through 10 AWG fully annealed Class K stranded bare copper per ASTM B-174

Insulation:

- Premium-grade, color-coded 105°C EPDM
- Color code: See chart below

Jacket:

- Super Vu-Tron® Supreme CPE
- Temperature range: -50°C to +105°C

Jacket Marking:

- Print type: Inkjet
- PRYSMIAN CAROL® SUPER VU-TRON® SUPREME (SIZE) (mm2) 105°C (UL) WATER RESISTANT SJOOW CSA (-50°C) FTI --- P-7K-123033 MSHA 300 VOLT ROHS ORIGIN USA
- PRYSMIAN CAROL® SUPER VU-TRON® SUPREME (SIZE) (mm2) 105°C (UL) WATER RESISTANT SOOW CSA (-50°C) FTI --- 7K-123033 MSHA 600 VOLT ROHS ORIGIN USA

Applications:

- Portable tools and equipment
- Portable appliances
- Small motors and associated machinery
- Food processing plants and equipment
- Marinas/docks
- Shipyards · OEM/MRO
- OSHA VPP safety
- Construction site power
- Industrial plants
- Mining

Features:

- Excellent resistance to oil and moisture
- Good tensile strength, elongation and aging characteristics
- High flexibility
- Excellent abrasion resistance
- Water-resistant*
- UL Listed and CSA Certified for indoor and
- Ozone-, sunlight (UV)- and weather-resistant outdoor use

Industry Approvals:

- UL Flexible Cord - UL 62
- CSA Flexible Cord - C22.2-49
- MSHA Approved
- RoHS Compliant

Packaging:

- 250' (76.2 m), 1000' (304.8 m)
- Other put-ups available on special order

* Suitable for immersion in water if properly sealed and terminated.



Carolprene® Jacketed Type SOOW

90°C, 600 Volt, UL/CSA Portable Cord



TYPE SOOW – 600 VOLT – UL/CSA

CATALOG NUMBER	NO. OF COND.	AWG SIZE	COND. STRAND	NOMINAL INS. THICKNESS		NOMINAL O.D.		CURRENT AMPS†	APPROX. NET WT. LBS/M ⁽⁹⁾	STD. CTN.
				INCHES	mm	INCHES	mm			
02763	2	18	16/30	0.030	0.76	0.350	8.89	10	65	250'
02769	3	18	16/30	0.030	0.76	0.365	9.27	10	80	250'
02770	4	18	16/30	0.030	0.76	0.395	10.03	7	94	250'
02722	2	16	26/30	0.030	0.76	0.380	9.65	13	77	250'
02765	3	16	26/30	0.030	0.76	0.400	10.16	13	94	250'
02766	4	16	26/30	0.030	0.76	0.430	10.92	10	114	250'
02723	2	14	41/30	0.045	1.14	0.505	12.83	18	154	250'
02762	3	14	41/30	0.045	1.14	0.530	13.46	18	171	250'
02768	4	14	41/30	0.045	1.14	0.575	14.61	15	209	250'
02724	2	12	65/30	0.045	1.14	0.580	14.73	25	168	250'
02725	3	12	65/30	0.045	1.14	0.610	15.49	25	223	250'
02726	4	12	65/30	0.045	1.14	0.660	16.76	20	276	250'
02767	2	10	104/30	0.045	1.14	0.620	15.75	30	230	250'
02728	3	10	104/30	0.045	1.14	0.680	17.27	30	289	250'
02727	4	10	104/30	0.045	1.14	0.710	18.03	25	351	250'
16063	3	8	133/29	0.060	1.52	0.855	21.72	40	450	250'
16064	4	8	133/29	0.060	1.52	0.960	24.38	35	580	250'
16065	5	8	133/29	0.060	1.52	1.050	26.67	28	700	250'
16073	3	6	133/27	0.060	1.52	0.980	24.89	55	637	250'
16074	4	6	133/27	0.060	1.52	1.090	27.69	45	830	250'
16075	5	6	133/27	0.060	1.52	1.190	30.23	36	1015	250'
16083	3	4	133/25	0.060	1.52	1.140	28.96	70	926	250'
16084	4	4	133/25	0.060	1.52	1.260	32.00	60	1145	250'
16085	5	4	133/25	0.060	1.52	1.325	33.66	48	1419	250'
16093	3	2	133/23	0.060	1.52	1.330	33.78	95	1367	250'
16094	4	2	133/23	0.060	1.52	1.460	37.08	80	1699	250'
16095*	5	2	133/23	0.060	1.52	1.580	40.13	64	2066	250'

Product Construction:

Conductors:

- 18 through 2 AWG fully annealed Class K stranded bare copper per ASTM B-174

Insulation:

- Premium-grade, color-coded 90°C EPDM
- Color code: See chart below

Jacket:

- Carolprene® black CPE
- Temperature range: -40°C to +90°C

Jacket Marking:

- Print type: Inkjet
- PRYSMIAN CAROL® (SIZE) (mm²) 90°C (UL) WATER RESISTANT SOOW CSA (-40°C) FT2 P-7K-123033 MSHA 600 VOLT ROHS ORIGIN USA

Applications:

- Portable tools and equipment
- Portable appliances
- Small motors and associated machinery

Features:

- Excellent resistance to oil and moisture
- Good tensile strength, elongation and aging characteristics
- High flexibility
- Excellent abrasion resistance
- Water-resistant*
- UL Listed and CSA Certified for indoor and outdoor use
- Ozone-, sunlight (UV)- and weather-resistant

Industry Approvals:

- UL Flexible Cord - UL 62
- CSA Flexible Cord - C22.2-49
- MSHA Approved
- RoHS Compliant

Packaging:

- 250' (76.2 m), 500' (152.4 m), 1000' (304.8 m)
- Other put-ups available on special order

*Suitable for immersion in water if properly sealed and terminated.

COLOR CODE CHART

NO. OF CONDUCTORS	COLOR
2	Black, White
3	Black, White, Green
4	Black, White, Red, Green
5	Black, White, Red, Green, Orange

Cord furnished with UL and CSA labels.

* Non-stock item; minimum quantity purchase required.

† Green conductor for grounding only. Ampacities based on NEC Table 400.5(A)(1).

⁽⁹⁾Actual shipping weight may vary.



Carolprene® Jacketed Type SJOOW

90°C, 300 Volt, UL/CSA Portable Cord

Product Construction:

Conductors:

- 18 through 10 AWG fully annealed Class K stranded bare copper per ASTM B-174

Insulation:

- Premium-grade, color-coded 90°C EPDM
- Color code: See chart below

Jacket:

- Carolprene®, black CPE
- Temperature range: -40°C to +90°C

Jacket Marking:

- Print type: Inkjet
- PRYSMIAN CAROL® (SIZE) (mm²) 90°C (UL) WATER RESISTANT SJOOW CSA (-40°C) FT2 P-7K-123033 MSHA 300 VOLT ROHS ORIGIN USA

Applications:

- Portable tools and equipment
- Portable appliances
- Small motors and associated machinery

Features:

- Excellent resistance to oil and moisture
- Good tensile strength, elongation and aging characteristics
- High flexibility
- Excellent abrasion resistance
- Water-resistant*
- UL Listed and CSA Certified for indoor and outdoor use
- Ozone-, sunlight (UV)- and weather-resistant

Industry Approvals:

- UL Flexible Cord - UL 62
- CSA Flexible Cord - C22.2-49
- MSHA Approved
- RoHS Compliant

Packaging:

- 250' (76.2 m), 500' (152.4 m), 1000' (304.8 m)

- Other put-ups available on special order

* Suitable for immersion in water if properly sealed and terminated.



TYPE SJOOW – 300 VOLT – UL/CSA

CATALOG NUMBER	NO. OF COND.	AWG SIZE	COND. STRAND	NOMINAL INS. THICKNESS		NOMINAL O.D.		CURRENT AMPS†	APPROX. NET WT. LBS/M ^(§)	STD. CTN.
				INCHES	mm	INCHES	mm			
01310	2	18	16/30	0.030	0.76	0.290	7.37	10	46	1000'
01311	3	18	16/30	0.030	0.76	0.305	7.75	10	60	1000'
01344	4	18	16/30	0.030	0.76	0.335	8.51	7	72	250'
01312	2	16	26/30	0.030	0.76	0.320	8.13	13	56	1000'
01342	3	16	26/30	0.030	0.76	0.340	8.64	13	72	250'
01343	4	16	26/30	0.030	0.76	0.370	9.40	10	89	250'
01358	2	14	41/30	0.030	0.76	0.340	8.64	18	75	250'
01360	3	14	41/30	0.030	0.76	0.365	9.27	18	100	250'
01364	4	14	41/30	0.030	0.76	0.400	10.16	15	128	250'
01379	2	12	65/30	0.030	0.76	0.415	10.54	25	108	250'
01380	3	12	65/30	0.030	0.76	0.440	11.18	25	136	250'
01381	4	12	65/30	0.030	0.76	0.480	12.19	20	177	250'
01382*	2	10	104/30	0.045	1.14	0.550	13.97	30	190	250'
01383	3	10	104/30	0.045	1.14	0.585	14.86	30	236	250'
01384	4	10	104/30	0.045	1.14	0.640	16.26	25	296	250'

Cord furnished with UL and CSA labels.

* Non-stock item; minimum quantity purchase required.

† Green conductor for grounding only. Ampacities based on NEC Table 400.5(A)(1).

§ Actual shipping weight may vary.

COLOR CODE CHART

NO. OF CONDUCTORS	COLOR
2	Black, White
3	Black, White, Green
4	Black, White, Red, Green



Carolprene® Jacketed Type SOOW

90°C, 600 Volt, Non-UL Portable Cord



TYPE SOOW, NON-UL – 600 VOLT

CATALOG NUMBER	NO. OF COND.	AWG SIZE	COND. STRAND	NOMINAL INS. THICKNESS		NOMINAL O.D.		CURRENT AMPS†	APPROX. NET WT. LBS/M ^(§)	STD. CTN.
				INCHES	mm	INCHES	mm			
01811*	2	8	65/26	0.050	1.27	0.660	16.76	40	278	250'
01812	3	8	65/26	0.050	1.27	0.710	18.03	40	343	250'
01827	4	8	65/26	0.050	1.27	0.775	19.69	35	442	250'
98267	5	8	65/26	0.050	1.27	0.855	21.72	28	542	250'
01825	3	6	101/26	0.050	1.27	0.775	19.69	55	482	250'
01824	4	6	101/26	0.050	1.27	0.870	22.10	45	599	250'
98270	5	6	101/26	0.050	1.27	0.960	24.38	36	750	250'
01823*	2	4	119/25	0.050	1.27	0.870	22.09	70	515	250'
01822	3	4	119/25	0.050	1.27	0.935	23.75	70	683	250'
01821	4	4	119/25	0.050	1.27	1.025	26.04	60	851	250'
98463	5	4	119/25	0.050	1.27	1.130	28.70	48	1039	250'
01819	3	2	133/.0211	0.055	1.40	1.060	26.92	95	1003	250'
01818	4	2	133/.0211	0.055	1.40	1.160	29.46	80	1248	250'
98187	5	2	133/.0211	0.055	1.40	1.365	34.67	64	1684	250'

* Non-stock item; minimum quantity purchase required.
 † Green conductor for grounding only. Ampacities based on NEC Table 400.5(A)(1).
 § Actual shipping weight may vary.

Product Construction:

Conductors:

- 8 through 2 AWG fully annealed stranded bare copper

Insulation:

- Premium-grade, color-coded 90°C EPDM
- Color code: See chart below

Jacket:

- Carolprene®, black CPE
- Temperature range: -40°C to +90°C

Jacket Marking:

- Print type: Inkjet
- PRYSMIAN CAROL® (SIZE) TYPE SOOW 90°C P-7K-123033 MSHA 600 VOLT ROHS ORIGIN USA

Applications:

- Portable tools and equipment
- Temporary and portable power
- Motors and associated machinery

Features:

- Excellent resistance to oil and moisture
- Good tensile strength, elongation and aging characteristics
- High flexibility
- Excellent abrasion resistance
- Ozone-, sunlight (UV)- and weather-resistant
- Water-resistant*

Industry Approvals:

- MSHA Approved
- RoHS Compliant

Packaging:

- 250' (76.2 m), 500' (152.4 m), 1000' (304.8 m)
- Other put-ups available on special order

*Suitable for immersion in water if properly sealed and terminated.

COLOR CODE CHART

NO. OF CONDUCTORS	COLOR
2	Black, White
3	Black, White, Green
4	Black, White, Red, Green
5	Black, White, Red, Green, Orange

Carolprene® Type SVO

90°C, 300 Volt, UL/CSA Portable Cord

Product Construction:



Conductors:

- 18 through 10 AWG fully annealed Class M stranded bare copper per ASTM B-174

Insulation:

- Premium-grade, color-coded 90°C EPDM
- Color code: See chart below

Jacket:

- Carolprene®, black CPE
- Temperature range: -20°C to +90°C

Jacket Marking:

- Print type: Inkjet
- PRYSMIAN CAROL® (SIZE) (mm²) TYPE SVO 90°C (UL) --- CSA TYPE SVO FT2 300 VOLT ROHS ORIGIN USA

Applications:

- Vacuum cleaners
- Light-duty equipment
- Office equipment

Features:

- Maintains flexibility in cold temperatures
- Resistant to oil and moisture
- Good tensile strength, elongation and aging characteristics
- Excellent flex life
- Ozone-, sunlight (UV)- and weather-resistant

Industry Approvals:

- UL Flexible Cord - UL 62
- CSA Flexible Cord - C22.2-49
- RoHS Compliant

Packaging:

- 250' (76.2 m)
- Other sizes and put-ups available on special order
- 4C cables available as UL recognized AWM as special order

TYPE SVO – 300 VOLT – UL/CSA

CATALOG NUMBER	NO. OF COND.	AWG SIZE	COND. STRAND	NOMINAL INS. THICKNESS		NOMINAL O.D.		CURRENT AMPS†	APPROX. NET WT. LBS/M ⁽⁵⁾	STD. CTN.
				INCHES	mm	INCHES	mm			
13002	2	18	41/34	0.015	0.38	0.230	5.84	10	34	1000'
13003	3	18	41/34	0.015	0.38	0.240	6.10	10	40	1000'

† Green conductor for grounding only. Ampacities based on NEC Table 400.5(A)(1).
 (5) Actual shipping weight may vary.

COLOR CODE CHART

NO. OF CONDUCTORS	COLOR
2	Black, White
3	Black, White, Green



Super Vu-Tron® Multi-Conductor Type SOOW

90°C, 600 Volt, UL/CSA Portable Cord



TYPE SOOW – 600 VOLT – UL/CSA

CATALOG NUMBER	NO. OF COND.	AWG SIZE	COND. STRAND	NOMINAL INS. THICKNESS		NOMINAL O.D.		CURRENT AMPS†	APPROX. NET WT. LBS/M ⁽⁵⁾
				INCHES	mm	INCHES	mm		
09805	5	18	16/30	0.030	0.76	0.470	11.94	5.6	131
09806	6	18	16/30	0.030	0.76	0.500	12.70	5.6	142
09807	7	18	16/30	0.030	0.76	0.545	13.84	5.6	161
09808	8	18	16/30	0.030	0.76	0.545	13.84	4.9	173
09810	10	18	16/30	0.030	0.76	0.615	15.62	4.9	221
09812	12	18	16/30	0.030	0.76	0.620	15.75	3.5	235
09814	14	18	16/30	0.030	0.76	0.650	16.51	3.5	262
09816	16	18	16/30	0.030	0.76	0.720	18.29	3.5	306
09605	5	16	26/30	0.030	0.76	0.510	12.95	8.0	152
09606	6	16	26/30	0.030	0.76	0.545	13.84	8.0	184
09607	7	16	26/30	0.030	0.76	0.555	14.10	8.0	210
09608	8	16	26/30	0.030	0.76	0.625	15.88	7.0	228
09609	9	16	26/30	0.030	0.76	0.625	15.88	7.0	255
09610	10	16	26/30	0.030	0.76	0.640	16.26	5.0	260
09612	12	16	26/30	0.030	0.76	0.680	17.27	5.0	319
09614	14	16	26/30	0.030	0.76	0.750	19.05	5.0	343
09616	16	16	26/30	0.030	0.76	0.760	19.30	5.0	367

† Values shown are for current-carrying conductors. A grounding conductor, or one which carries only the unbalance current from other conductors, is NOT counted in determining current carrying capacity. Ampacities based on NEC Table 400.5(A)(1).

* Non-stock item; minimum quantity purchase required.

⁽⁵⁾ Actual shipping weight may vary.

COLOR CODE CHART

NO. OF COND.	COLOR	TRACER	NO. OF COND.	COLOR	TRACER	NO. OF COND.	COLOR	TRACER
1	Black	—	8	Red	Black	15	Blue	White
2	White	—	9	Green	Black	16	Black	Red
3	Red	—	10	Orange	Black	17	White	Red
4	Green	—	11	Blue	Black	18	Orange	Red
5	Orange	—	12	Black	White	19	Blue	Red
6	Blue	—	13	Red	White	20	Red	Green
7	White	Black	14	Green	White	21	Orange	Green

Note: Colors repeat after 21 conductors.

Product Construction:

Conductors:

- 18 through 16 AWG fully annealed Class K stranded bare copper per ASTM B-174

Insulation:

- Premium-grade, color-coded 90°C EPDM
- Color code: See chart below

Jacket:

- Super Vu-Tron® 90°C, black CPE
- Temperature range: -40°C to +90°C

Jacket Marking:

- Print type: Inkjet
- PRYSMIAN CAROL® SUPER VU-TRON® (SIZE) (mm²) 90°C (UL) WATER RESISTANT SOOW CSA (-40°C) FT2 P-7K-123033 MSHA 600 VOLT ROHS ORIGIN USA

Applications:

- Control circuits
- Tools
- Heavy industrial, processing and construction equipment

Features:

- Extra-flexible stranding
- Abrasion-resistant
- Resists oils and solvents
- Flame-resistant
- Ozone-resistant
- 90°C rated conductors and jacket
- Water-resistant*
- UL Listed and CSA Certified for indoor and outdoor use
- Ozone-, sunlight (UV)- and weather-resistant

Industry Approvals:

- UL Flexible Cord - UL 62
- CSA Flexible Cord - C22.2-49
- MSHA Approved
- RoHS Compliant

Packaging:

- 5- through 8-conductor available on 250' (76.2 m), 500' (152.4 m), and 1000' (304.8 m) reels
- 9+ cond. available on long-length reels
- Other put-ups available on special order

*Suitable for immersion in water if properly sealed and terminated.



Super Vu-Tron® Multi-Conductor Type SOOW

90°C, 600 Volt, UL/CSA Portable Cord

Product Construction:

Conductors:

- 14 through 10 AWG fully annealed Class K stranded bare copper per ASTM B-174

Insulation:

- Premium-grade, color-coded 90°C EPDM
- Color code: See chart below

Jacket:

- Super Vu-Tron® 90°C, black CPE
- Temperature range: -40°C to +90°C

Jacket Marking:

- Print type: Inkjet
- PRYSMIAN CAROL® SUPER VU-TRON® (SIZE) (mm²) 90°C (UL) WATER RESISTANT SOOW CSA (-40°C) FT2 P-7K-123033 MSHA 600 VOLT ROHS ORIGIN USA

Applications:

- Control circuits
- Tools
- Heavy industrial, processing and construction equipment

Features:

- Extra-flexible stranding
- Abrasion-resistant
- Resists oils and solvents
- Flame-resistant
- Ozone-resistant
- 90°C rated conductors and jacket
- Water-resistant*
- UL Listed and CSA Certified for indoor and outdoor use
- Ozone-, sunlight (UV)- and weather-resistant

Industry Approvals:

- UL Flexible Cord - UL 62
- CSA Flexible Cord - C22.2-49
- MSHA Approved
- RoHS Compliant

Packaging:

- 5- through 8-conductor available on 250' (76.2 m), 500' (152.4 m), and 1000' (304.8 m) reels
- 9+ cond. available on long-length reels
- Other put-ups available on special order

* Suitable for immersion in water if properly sealed and terminated.



TYPE SOOW – 600 VOLT – UL/CSA

CATALOG NUMBER	NO. OF COND.	AWG SIZE	COND. STRAND	NOMINAL INS. THICKNESS		NOMINAL O.D.		CURRENT AMPS†	APPROX. NET WT. LBS/M ^(S)
				INCHES	mm	INCHES	mm		
09405	5	14	41/30	0.045	1.14	0.655	16.64	12.0	266
09406	6	14	41/30	0.045	1.14	0.705	17.91	12.0	313
09407	7	14	41/30	0.045	1.14	0.770	19.56	12.0	326
09408	8	14	41/30	0.045	1.14	0.805	20.45	10.5	366
09409*	9	14	41/30	0.045	1.14	0.830	21.10	10.5	419
09410	10	14	41/30	0.045	1.14	0.840	21.34	10.5	436
09412	12	14	41/30	0.045	1.14	0.875	22.23	7.5	516
09414	14	14	41/30	0.045	1.14	1.055	26.80	7.5	597
09416	16	14	41/30	0.045	1.14	1.055	26.80	7.5	658
09205	5	12	65/30	0.045	1.14	0.715	18.16	16.0	326
09206	6	12	65/30	0.045	1.14	0.770	19.56	16.0	362
09207	7	12	65/30	0.045	1.14	0.810	20.57	16.0	415
09208	8	12	65/30	0.045	1.14	0.845	21.46	14.0	464
09209	9	12	65/30	0.045	1.14	0.920	23.37	14.0	510
09210	10	12	65/30	0.045	1.14	0.970	24.64	14.0	602
09212	12	12	65/30	0.045	1.14	1.035	26.29	10.0	662
09214	14	12	65/30	0.045	1.14	1.045	26.54	10.0	724
09216	16	12	65/30	0.045	1.14	1.160	29.46	10.0	869
09218*	18	12	65/30	0.045	1.14	1.175	29.85	10.0	912
09005	5	10	104/30	0.045	1.14	0.775	19.69	20.0	423
09006	6	10	104/30	0.045	1.14	0.840	21.34	20.0	508
09007	7	10	104/30	0.045	1.14	0.920	23.37	20.0	549
09008*	8	10	104/30	0.045	1.14	0.950	24.13	17.5	625
09010	10	10	104/30	0.045	1.14	1.045	26.54	17.5	755
09012	12	10	104/30	0.045	1.14	1.120	28.45	12.5	867
09016*	16	10	104/30	0.045	1.14	1.255	31.88	12.5	1142

COLOR CODE CHART

NO. OF COND.	COLOR	TRACER	NO. OF COND.	COLOR	TRACER
1	Black	—	12	Black	White
2	White	—	13	Red	White
3	Red	—	14	Green	White
4	Green	—	15	Blue	White
5	Orange	—	16	Black	Red
6	Blue	—	17	White	Red
7	White	Black	18	Orange	Red
8	Red	Black	19	Blue	Red
9	Green	Black	20	Red	Green
10	Orange	Black	21	Orange	Green
11	Blue	Black			

Note: Colors repeat after 21 conductors. Refer to page 20 for color diagram.

† Values shown are for current-carrying conductors. A grounding conductor, or one which carries only the unbalance current from other conductors, is NOT counted in determining current carrying capacity. Ampacities based on NEC Table 400.5(A)(1).

* Non-stock item; minimum quantity purchase required.

^(S) Actual shipping weight may vary.



Plastic Cord

3



Thermoplastic cord products have evolved into a product line where specialized, technologically advanced products are required to meet today's commercial and industrial applications.

No longer are plastic cord products used only in applications where oil resistance is needed; today typical applications require cord to perform well in environments of extreme heat and cold and on job sites and factory floors where resistance to oil, chemicals and abrasion is mandatory.

Prysmian's role, as the producer of the premiere Carol® Brand plastic cord products, is to ensure that new product development, product innovation and quality not only keep pace with industry requirements but also set the trends.

Our plastic cord products carry a full range of listings and certifications with Underwriters Laboratories, Inc. and the Canadian Standard Association. In addition, many products meet or exceed the requirements of OSHA, MSHA and other relevant industry standards.

Carol is simply the most accepted brand in the industry, having proven itself on the job time after time. Our plastic cord line is the most comprehensive in the industry, ensuring that the proper Carol product can always be specified.

Index	Page
Carol® Ultra Flex® Types SJEOOW/SEOOW	15-16
Types SJTOW and STOW	17
Type SVT	18
Type SJT 60° C	19
Bus Drop Cable	20
Thermostat Wire	21-22
UL 1015, CSA TEW	23
UL Types MTW, TFF, AWM & CSA TEW	24
Heavy Wall UL Types MTW, AWM, NEC Type THW and CSA TEW	25

Carol® Ultra Flex® Types SJEOOW/SEOOW

105°C, 300 and 600 Volt, UL/c(UL) Portable Cord



Product Construction:

Conductors:

- 18 through 6 AWG fully annealed stranded bare copper

Insulation:

- Thermoplastic Elastomer
- Color code: See chart below

Jacket:

- Ultra Flex® Thermoplastic Elastomer, black, white or yellow
- Temperature range: -50°C to +105°C

Jacket Marking:

- Print type: Indent print
- PRYSMIAN CAROL® ULTRA FLEX® (SIZE) (mm²) E11368-8 WATER RESISTANT (UL) SJEOOW C(UL) SJEOOW (-50C) 105°C 300V FT2 P-07-KA120010-MSHA -- ROHS -- ORIGIN USA (DATE CODE)
- PRYSMIAN CAROL® ULTRA FLEX® (SIZE) (mm²) E11368-8 WATER RESISTANT (UL) SEOOW C(UL) SEOOW (-50C) 105°C 600V FT2 P-07-KA120010-MSHA -- ROHS -- ORIGIN USA (DATE CODE)

Applications:

- Indoor applications for:
 - Portable power tools
 - Industrial and consumer lighting fixtures
 - Office equipment power supplies
- Construction site power
 - Industrial and floor care equipment

Features:

- Lightweight
- Oil-resistant
- Very good flexibility
- Excellent molding characteristics
- Water-resistant*
- UL Listed and c(UL) Listed for indoor or outdoor use

Industry Approvals:

- UL Flexible Cord - UL 62
- CSA Flexible Cord - C22.2-49
- MSHA Approved
- RoHS Compliant

Packaging:

- 250' (76.2 m), 1000' (304.8 m) reels

Other AWG sizes, conductor counts and put-ups available on special order.

*Suitable for immersion in water if properly sealed and terminated.

COLOR CODE CHART

NO. OF CONDUCTORS	COLOR**
2	Black, White
3	Black, White, Green
4	Black, White, Red, Green
5	Black, White, Red, Green, Orange

**Green conductor for grounding only.

CATALOG NUMBER	NO. OF COND.	AWG SIZE	COND. STRAND	NOMINAL INS. THICKNESS		NOMINAL O.D.		CURRENT AMPS†	APPROX. NET WT. LBS/M ^(S)	STD. PKG.
				INCHES	mm	INCHES	mm			
UL TYPE SJEOOW, c(UL) TYPE SJTOOW-TPE — 300 VOLT										
89002	2	18	16/30	0.030	0.76	0.293	7.44	10	45	250'
89003	3	18	16/30	0.030	0.76	0.310	7.87	10	55	250'
89004	4	18	16/30	0.030	0.76	0.340	8.64	7	65	250'
89012	2	16	26/30	0.030	0.76	0.319	8.10	13	55	250'
89013	3	16	26/30	0.030	0.76	0.338	8.59	13	70	250'
89014	4	16	26/30	0.030	0.76	0.372	9.45	10	85	250'
89022	2	14	41/30	0.030	0.76	0.351	8.92	18	75	250'
89023	3	14	41/30	0.030	0.76	0.372	9.45	18	90	250'
89024	4	14	41/30	0.030	0.76	0.410	10.41	15	115	250'
89032	2	12	65/30	0.030	0.76	0.419	10.64	25	90	250'
89033	3	12	65/30	0.030	0.76	0.443	11.25	25	130	250'
89034	4	12	65/30	0.030	0.76	0.486	12.34	20	170	250'
89042*	2	10	104/30	0.045	1.14	0.555	14.10	30	170	250'
89043*	3	10	104/30	0.045	1.14	0.587	14.91	30	210	250'
89044*	4	10	104/30	0.045	1.14	0.644	16.36	25	275	250'

UL TYPE SEOOW, c(UL) TYPE STOOW-TPE — 600 VOLT										
89052	2	18	16/30	0.030	0.76	0.355	9.02	10	55	250'
89053	3	18	16/30	0.030	0.76	0.372	9.45	10	70	250'
89054	4	18	16/30	0.030	0.76	0.402	10.21	7	85	250'
89062	2	16	26/30	0.030	0.76	0.381	9.68	13	75	250'
89063	3	16	26/30	0.030	0.76	0.400	10.16	13	85	250'
89064	4	16	26/30	0.030	0.76	0.434	11.02	10	105	250'
89065	5	16	26/30	0.030	0.76	0.511	12.98	8	120	250'
89072	2	14	41/30	0.045	1.14	0.515	13.08	18	140	250'
89073	3	14	41/30	0.045	1.14	0.541	13.74	18	150	250'
89074	4	14	41/30	0.045	1.14	0.589	14.96	15	185	250'
89075	5	14	41/30	0.045	1.14	0.669	16.99	12	230	250'
89082	2	12	65/30	0.045	1.14	0.585	14.86	25	175	250'
89083	3	12	65/30	0.045	1.14	0.614	15.60	25	195	250'
89084	4	12	65/30	0.045	1.14	0.665	16.89	20	245	250'
89085	5	12	65/30	0.045	1.14	0.718	18.24	16	295	250'
89092	2	10	104/30	0.045	1.14	0.629	15.98	30	220	250'
89093	3	10	104/30	0.045	1.14	0.661	16.79	30	260	250'
89094	4	10	104/30	0.045	1.14	0.718	18.24	25	305	250'
89095	5	10	104/30	0.045	1.14	0.777	19.74	20	385	250'
89883	3	8	133/29	0.060	1.52	0.868	22.05	40	415	250'
89884	4	8	133/29	0.060	1.52	0.971	24.66	35	545	250'
89663	3	6	133/27	0.060	1.52	1.000	25.40	55	585	250'
89664	4	6	133/27	0.060	1.52	1.110	28.19	45	750	250'

† Ampacities based on 90°C conductor and 30°C ambient temperature per Table 400.5(A)(1) of the National Electrical Code®.

* Non-stock item; minimum quantity purchase required.

^(S) Actual shipping weight may vary.



Carol® Ultra Flex® Type SEOOW

105°C, 600 Volt, Non-UL Portable Cord

Product Construction:

Conductors:

- 8 through 2 AWG fully annealed stranded bare copper

Insulation:

- Thermoplastic Elastomer
- Color code: See chart below

Jacket:

- Ultra Flex® Thermoplastic Elastomer, black, white or yellow
- Temperature range: -50°C to +105°C

Jacket Marking:

- Print type: Inkjet
- PRYSMIAN CAROL® ULTRA FLEX® (NO. OF COND) (AWG) (mm²) WATER RESISTANT SEOOW OR STOOW-TPE (-50°C) 105°C 600 V -- FT2 P-07-KA120010-MSHA – ROHS – ORIGIN USA (DATE CODE)

Applications:

- Indoor applications for:
 - Portable power tools
 - Industrial and consumer lighting fixtures
 - Office equipment power supplies
- Construction site power
- Industrial and floor care equipment

Features:

- Lightweight
- Oil-resistant
- Very good flexibility
- Excellent molding characteristics
- Water-resistant*
- Indoor or outdoor use (8-2 AWG)

Industry Approvals:

- MSHA Approved
- RoHS Compliant

Packaging:

- 250' (76.2 m), 1000' (304.8 m) reels

Other AWG sizes, conductor counts and put-ups available on special order.

*Suitable for immersion in water if properly sealed and terminated.



CATALOG NUMBER	NO. OF COND.	AWG SIZE	COND. STRAND	NOMINAL INS. THICKNESS		NOMINAL O.D.		CURRENT AMPS [†]	APPROX. NET WT. LBS/M ^(S)	STD. PKG.
				INCHES	mm	INCHES	mm			
NON-UL TYPE SEOOW - 600 VOLT										
89803	3	8	65/26	0.050	1.27	0.712	18.08	40	320	250'/1000'
89804	4	8	65/26	0.050	1.27	0.778	19.76	35	395	250'/1000'
89603	3	6	101/26	0.050	1.27	0.810	20.57	55	440	250'/1000'
89604	4	6	101/26	0.050	1.27	0.887	22.53	45	545	250'/1000'
89403	3	4	119/25	0.050	1.27	0.935	23.75	70	655	250'/1000'
89404	4	4	119/25	0.050	1.27	1.025	26.04	60	820	250'/1000'
89203	3	2	119/0.0223	0.050	1.27	1.158	29.41	95	985	250'/1000'
89204	4	2	119/0.0223	0.050	1.27	1.260	32.00	80	1245	250'/1000'

[†] Ampacities based on 90°C conductor and 30°C ambient temperature per Table 400.5(A)(1) of the National Electrical Code®.
^(S) Actual shipping weight may vary.

COLOR CODE CHART

NO. OF CONDUCTORS	COLOR**
2	Black, White
3	Black, White, Green
4	Black, White, Red, Green

** Green conductor for grounding only.

Types SJTOW and STOW

90°C, 300 and 600 Volt, UL/CSA Portable Cord



TYPE SJTOW — 300 VOLT — UL/CSA

CATALOG NUMBER	NO. OF COND.	AWG SIZE	COND. STRAND	NOMINAL INS. THICKNESS		NOMINAL O.D.		CURRENT AMPS†	APPROX. NET WEIGHT LBS/M ^(S)
				INCHES	mm	INCHES	mm		
86902*	2	18	16/30	0.030	0.76	0.290	7.37	10	42
86903*	3	18	16/30	0.030	0.76	0.305	7.75	10	54
86904*	4	18	16/30	0.030	0.76	0.335	8.51	7	65
86912*	2	16	26/30	0.030	0.76	0.315	8.00	13	57
86913	3	16	26/30	0.030	0.76	0.330	8.38	13	70
86914*	4	16	26/30	0.030	0.76	0.365	9.27	10	86
86922*	2	14	41/30	0.030	0.76	0.345	8.76	18	67
86923	3	14	41/30	0.030	0.76	0.365	9.27	18	92
86924	4	14	41/30	0.030	0.76	0.415	10.54	15	114
86932*	2	12	65/30	0.030	0.76	0.410	10.44	25	95
86933	3	12	65/30	0.030	0.76	0.430	10.92	25	132
86934*	4	12	65/30	0.030	0.76	0.485	12.32	20	167

TYPE STOW — 600 VOLT — UL/CSA

CATALOG NUMBER	NO. OF COND.	AWG SIZE	COND. STRAND	NOMINAL INS. THICKNESS		NOMINAL O.D.		CURRENT AMPS†	APPROX. NET WEIGHT LBS/M ^(S)
				INCHES	mm	INCHES	mm		
86952*	2	18	16/30	0.030	0.76	0.350	8.89	10	60
86953	3	18	16/30	0.030	0.76	0.365	9.27	10	72
86954*	4	18	16/30	0.030	0.76	0.395	10.03	7	85
86962*	2	16	26/30	0.030	0.76	0.375	9.58	13	76
86963	3	16	26/30	0.030	0.76	0.395	10.08	13	90
86964	4	16	26/30	0.030	0.76	0.425	10.80	10	107
86972*	2	14	41/30	0.045	1.14	0.505	12.83	18	120
86973	3	14	41/30	0.045	1.14	0.535	13.59	18	156
86974	4	14	41/30	0.045	1.14	0.585	14.86	15	184
86982*	2	12	65/30	0.045	1.14	0.585	14.86	25	165
86983	3	12	65/30	0.045	1.14	0.615	15.62	25	208
86984*	4	12	65/30	0.045	1.14	0.665	16.89	20	254

* Non-stock item; minimum quantity purchase required.

† Green conductor for grounding only. Ampacities based on NEC Table 400.5(A)(1).

^(S) Actual shipping weight may vary.

Product Construction:

Conductors:

- 18 through 12 AWG fully annealed Class K stranded bare copper per ASTM B-174

Insulation:

- Premium-grade, color-coded PVC
- Color code: See chart below

Jacket:

- Polyvinyl Chloride (PVC), gray or yellow
- Temperature range: -40°C to +90°C
- Voltage rating:
 - 300 volts Type SJTOW
 - 600 volts Type STOW

Jacket Marking:

- Print type: Indent print
- PRYSMIAN CAROL® SJTOW - PRYSMIAN CAROL® (SIZE) (mm²) 90°C (UL) E11368-8 WATER RESISTANT SJTOW CSA LL69381 (-40°C) FT2 ROHS ORIGIN USA 300 V
- PRYSMIAN CAROL® STOW - PRYSMIAN CAROL® (SIZE) (mm²) 90°C (UL) E11368-8 WATER RESISTANT STOW CSA LL69381 (-40°C) FT2 ROHS ORIGIN USA 600 V

Applications:

- Portable tools
- Motors
- Floor maintenance equipment
- Hospital equipment
- Sound equipment
- Washing machines
- Portable lights
- Lamps and similar equipment

Features:

- Oil- and water-resistant* jacket
- Resists:
 - Oils
 - Water
 - Acids
 - Alkalies
- Ozone-, sunlight (UV)- and weather-resistant
- UL Listed and CSA Certified for indoor and outdoor use

Industry Approvals:

- UL Flexible Cord - UL 62
- CSA Flexible Cord - C22.2-49
- RoHS Compliant

Packaging:

- 250' (76.2 m), 500' (152.4 m), and 1000' (304.8 m)
- Other sizes and put-ups available on special order

*Suitable for immersion in water if properly sealed and terminated.

COLOR CODE CHART

NO. OF CONDUCTORS	COLOR
2	Black, White
3	Black, White, Green
4	Black, White, Red, Green



Type SVT

60°C, 300 Volt, UL/CSA Portable Cord

Product Construction:

Conductors:

- 18 through 10 AWG fully annealed Class M stranded bare copper per ASTM B-174

Insulation:

- Premium-grade, color-coded PVC
- Color code: See chart below

Jacket:

- Polyvinyl Chloride (PVC)
- Colors available: black, white, gray
- Temperature range: -20°C to +60°C
- Ribbed jacket

Jacket Marking:

- Print type: Indent print
- (SIZE) (mm²) 60°C SVT (UL) E# --- CSA LL# FT2 ROHS ORIGIN USA 300 V

Applications:

- Vacuum cleaners
- Food mixers
- Office equipment

Features:

- Resists:
 - Acids
 - Alkalies
 - Ozone

Industry Approvals:

- UL Listed
- CSA Certified
- RoHS Compliant

Packaging:

- 250' (76.2 m)
- Other sizes and put-ups available on special order



TYPE SVT — 300 VOLT — UL/CSA

CATALOG NUMBER	NO. OF COND.	AWG SIZE	COND. STRAND	NOMINAL INS. THICKNESS		NOMINAL O.D.		CURRENT AMPS†	APPROX. NET WEIGHT LBS/M ⁽⁵⁾	STD. CTN.
				INCHES	mm	INCHES	mm			
86002	2	18	41/34	0.015	0.38	0.235	5.97	10	35	1000'
86003	3	18	41/34	0.015	0.38	0.240	6.10	10	40	1000'

† Green conductor for grounding only. Ampacities based on NEC Table 400.5(A)(1).
⁽⁵⁾ Actual shipping weight may vary.

COLOR CODE CHART

NO. OF CONDUCTORS	COLOR
2	Black, White
3	Black, White, Green

Type SJT

60°C, 300 Volt, UL/CSA Portable Cord



TYPE SJT — 300 VOLT — UL

CATALOG NUMBER	NO. OF COND.	AWG SIZE	COND. STRAND	NOMINAL INS. THICKNESS		NOMINAL O.D.		CURRENT AMPS [†]	APPROX. NET WEIGHT LBS/M ^(§)	STD. CTN.
				INCHES	mm	INCHES	mm			
86012*	2	18	16/30	0.030	0.76	0.285	7.24	10	45	1000 [†]
86013	3	18	16/30	0.030	0.76	0.305	7.75	10	55	1000 [†]
86022	2	16	26/30	0.030	0.76	0.315	8.00	13	50	1000 [†]
86023	3	16	26/30	0.030	0.76	0.335	8.51	13	70	250 [†]
86333	3	14	41/30	0.030	0.76	0.365	9.27	18	85	250 [†]
86343	3	12	65/30	0.030	0.76	0.440	11.18	25	130	250 [†]

* Non-stock item; minimum quantity purchase required.

**600 Volt Type ST also available on special order.

† Green conductor for grounding only. Ampacities based on NEC Table 400.5(A)(1).

§ Actual shipping weight may vary.

Product Construction:

Conductors:

- 18 through 12 AWG fully annealed Class K stranded bare copper per ASTM B-174

Insulation:

- Premium-grade, color-coded PVC
- Color code: See chart below

Jacket:

- Polyvinyl Chloride (PVC)
- 18 and 16 AWG - black only
- 14 and 12 AWG - orange only
- Temperature range: -20°C to +60°C

Jacket Marking:

- Print type: Indent print
- (NO. COND) (SIZE) (mm²) 60°C SJT E# (UL) --- CSA LL# FT2 ROHS ORIGIN USA 300 V

Applications:

- Portable tools
- Motors
- Portable lights
- Lamps

Features:

- Resists:
 - Acids
 - Alkalies
 - Ozone

Industry Approvals:

- UL Listed
- CSA Certified
- RoHS Compliant

Packaging:

- 250' (76.2 m)
- Other sizes and put-ups available on special order

COLOR CODE CHART

NO. OF CONDUCTORS	COLOR
2	Black, White
3	Black, White, Green



Bus Drop Cable

60°C, 600 Volt, UL Listed



BUS DROP CABLE — 600 VOLT — UL

CATALOG NUMBER	NO. OF COND.	AWG SIZE	COND. STRAND	NOMINAL INS. THICKNESS		NOMINAL O.D.		CURRENT AMPS†	APPROX. NET WEIGHT LBS/M ^(§)	STD. CTN.
				INCHES	mm	INCHES	mm			
03714	3	14	19	0.030	0.76	0.400	10.16	15	120	250'
03712	3	12	19	0.030	0.76	0.425	10.80	20	150	250'
03710	3	10	19	0.030	0.76	0.485	12.32	25	225	250'
03708	3	8	19	0.045	1.14	0.625	15.88	35	370	250'
03706	3	6	19	0.060	1.52	0.770	19.56	45	600	250'
325020	3	4	19	0.060	1.52	0.950	24.13	60	751	250'
325030	3	2	19	0.060	1.52	1.085	27.56	80	1011	250'

† Ampacities based on NEC Table 400.5(A)(1).
 § Actual shipping weight may vary.

Product Construction:

Conductors:

- 14 through 2 AWG annealed stranded bare copper per ASTM B8

Insulation:

- Premium-grade, color-coded Polyvinyl Chloride (PVC)
- Color code: black, white, red

Jacket:

- Polyvinyl Chloride (PVC) jacket, gray
- Temperature range: -20°C to +60°C

Jacket Marking:

- Print type: Indent print
- (SIZE) BUS DROP CABLE 600 V E# (UL)

Applications:

- As branches from busways per NEC
- Connection of stationary equipment to facilitate relocation of equipment

Features:

- One uninsulated ground conductor per interstice (3 ground conductors total)
- Resistant to oils, lubricants, water, acids, alkalis, ozone and abrasion

Industry Approvals:

- UL Listed
- RoHS Compliant

Packaging:

- 250' reel (76.2 m) as standard
- 500' (152.4 m) and 1000' (304.8 m) reels also available
- Other put-ups available on special order

Thermostat Wire

105°C, 150 Volt, UL Type CL2

Product Construction:

Conductors:

- 20 and 18 AWG annealed solid bare copper per ASTM B3

Insulation:

- Premium-grade, color-coded PVC
- Color code: See chart below

Jacket:

- Polyvinyl Chloride (PVC), white or brown
- Temperature range: -20°C to +105°C

Jacket Marking:

- Print type: Inkjet
- PRYSMIAN CAROL® AWG TYPE CL2 E# (UL) 105°C SUNLIGHT RESISTANT - ORIGIN USA

Applications:

- Thermostat control
- Heating and air conditioning installations
- Touch-plate systems
- Burglar alarms
- Intercom systems
- Door bells
- Annunciator and bell systems
- Remote control units
- Signal systems
- Other low-voltage installations

Industry Approvals:

- UL Listed Type CL2
- RoHS Compliant

Packaging:

- 4- through 10-conductor available on 250' (76.2 m) spools
- 2- and 3-conductor available on 500' (152.4 m) spools
- Other put-ups available on special order



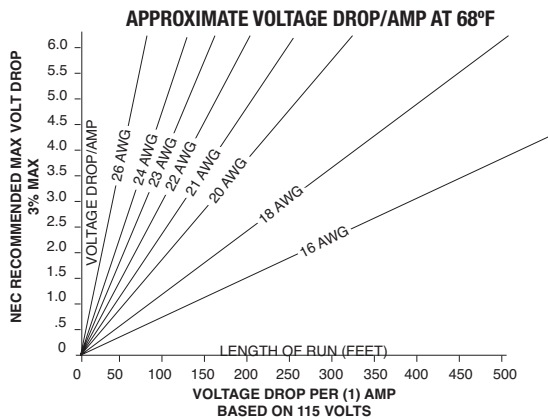
20 AWG THERMOSTAT WIRE — 150 VOLT — UL TYPE CL2

CATALOG NUMBER	NO. OF COND.	AWG SIZE	COND. STRAND	NOMINAL INS. THICKNESS		NOMINAL O.D.		APPROX. NET WEIGHT LBS/M ⁽⁵⁾	STD. CTN.
				INCHES	mm	INCHES	mm		
05482	2	20	Solid	0.008	0.203	0.126	3.20	11	1000'
05483	3	20	Solid	0.008	0.203	0.133	3.38	16	1000'
05484	4	20	Solid	0.008	0.203	0.142	3.61	19	500'
05485	5	20	Solid	0.008	0.203	0.160	4.06	24	500'
05486	6	20	Solid	0.008	0.203	0.175	4.45	27	500'
05487	7	20	Solid	0.008	0.203	0.175	4.45	31	500'
05488	8	20	Solid	0.008	0.203	0.189	4.80	35	500'
05489*	9	20	Solid	0.008	0.203	0.204	5.18	40	500'
05481*	10	20	Solid	0.008	0.203	0.222	5.64	45	250'

18 AWG THERMOSTAT WIRE — 150 VOLT — UL TYPE CL2

CATALOG NUMBER	NO. OF COND.	AWG SIZE	COND. STRAND	NOMINAL INS. THICKNESS		NOMINAL O.D.		APPROX. NET WEIGHT LBS/M ⁽⁵⁾	STD. CTN.
				INCHES	mm	INCHES	mm		
05582	2	18	Solid	0.008	0.203	0.142	3.61	16	1000'
05583	3	18	Solid	0.008	0.203	0.150	3.81	22	1000'
05584	4	18	Solid	0.008	0.203	0.165	4.19	28	500'
05585	5	18	Solid	0.008	0.203	0.181	4.60	36	500'
05586	6	18	Solid	0.008	0.203	0.208	5.28	42	500'
05587	7	18	Solid	0.008	0.203	0.208	5.28	48	500'
05588	8	18	Solid	0.008	0.203	0.225	5.72	54	500'
05589*	9	18	Solid	0.008	0.203	0.243	6.17	61	500'
05581	10	18	Solid	0.008	0.203	0.264	6.71	69	250'

⁽⁵⁾ Actual shipping weight may vary.



COLOR CODE CHART

NO. OF CONDUCTORS	COLOR
2	White, Red
3	White, Red, Green
4	White, Red, Green, Blue
5	White, Red, Green, Blue, Yellow
6	White, Red, Green, Blue, Yellow, Brown
7	White, Red, Green, Blue, Yellow, Brown, Orange
8	White, Red, Green, Blue, Yellow, Brown, Orange, Black
9	White, Red, Green, Blue, Yellow, Brown, Orange, Black, Purple
10	White, Red, Green, Blue, Yellow, Brown, Orange, Black, Purple, Gray



Plenum Thermostat Wire

300V, 75C, Plenum Rated, Low Voltage Power Limited Circuit Cable
Unshielded CL2P/FPLP/CMP Cable

Product Construction:

Conductors:

- 18 AWG Solid Bare Copper

Insulation:

- Premium-grade, color-coded PVC
- Temperature range: -20°C to +60°C
- Color code: See chart below

Jacket:

- Polyvinyl Chloride (PVC), Natural White
- Temperature Range: -20°C to +75°C

Jacket Marking:

- PRYSMIAN CAROL(R) 18 AWG – 05690P
- -- 75C E60233-H (UL) CL2P OR FPLP ---
- (UL) C(UL)CMP -- ROHS -- ORIGIN USA
- (DATE CODE) (TRU SEQ FT – ASC – 250
- -2) (PRINT EVERY 2 FT)

Applications:

- Commercial audio, security and generalpurpose power limited circuit cable for low voltage cable applications.

Industry Approvals:

- NEC Article 725
- UL Standard 13 – Type CL2P
- NEC Article 760
- UL Standard 1424 – Type FPLP
- NEC Article 800
- UL Standard 444 – Type CMP
- EU Directive 2015/863/EU (RoHS-3)
- Reach Compliant

Packaging:

- 250' spools




TABLE 1 - PHYSICAL AND ELECTRICAL DATA

CATALOG NUMBER	NO. OF COND.	AWG SIZE	COND. STRAND	NOMINAL INS. THICKNESS		NOMINAL O.D.		APPROX. NET WEIGHT LBS/M ⁽⁹⁾
				in	mm	in	mm	
05682P	2	18	Solid	0.008	0.203	0.140	3.56	19.73
05683P	3	18	Solid	0.008	0.203	0.149	3.78	25.92
05684P	4	18	Solid	0.008	0.203	0.164	4.17	32.29
05685P	5	18	Solid	0.008	0.203	0.180	4.57	38.69
05686P	6	18	Solid	0.008	0.203	0.196	4.98	45.10
05688P	8	18	Solid	0.008	0.203	0.213	5.41	57.44
05690P	10	18	Solid	0.008	0.203	0.252	6.40	70.47

CATALOG NUMBER	CONDUCTOR SIZE	SUGGEST WORK-ING VOLTAGE	DC RESISTANCE PER CONDUCTOR @ 20°C	CAPACITANCE PF/FT NOM	IMPEDANCE OHMS
05682P	18	300V	6.52	34.0	57.1
05683P	18	300V	6.52	34.0	57.1
05684P	18	300V	6.52	34.0	57.1
05685P	18	300V	6.52	34.0	57.1
05686P	18	300V	6.52	34.0	57.1
05688P	18	300V	6.52	34.0	57.1
05690P	18	300V	6.52	34.0	57.1

COLOR CODE CHART


NO. OF COND.	COLOR	NO. OF COND.	COLOR	NO. OF COND.	COLOR	NO. OF COND.	COLOR
1	White	4	Blue	7	Orange	10	Gray
2	Red	5	Yellow	8	Black		
3	Green	6	Brown	9	Purple		

JACKET COLOR

White
Natural



UL 1015, CSA TEW



CATALOG NUMBER	AWG SIZE	COND. STRAND	NOM. INSULATION THICKNESS		NOMINAL O.D.	
			in	mm	in	mm

SOLID CONDUCTORS

C2117A	22	Solid	0.032	0.81	0.089	2.26
C2118A	20	Solid	0.032	0.81	0.096	2.44
C2119A	18	Solid	0.032	0.81	0.104	2.64

STRANDED CONDUCTORS

C2100A	24	7/32	0.032	0.81	0.088	2.24
C2101A	22	7/30	0.032	0.81	0.094	2.39
C2102A	20	10/30	0.032	0.81	0.102	2.59
C2103A	18	16/30	0.032	0.81	0.112	2.84
C2104A	16	26/30	0.032	0.81	0.124	3.15
C2105A	14	41/30	0.032	0.81	0.141	3.58
C2106A	12	65/30	0.032	0.81	0.160	4.06
C2107A	10	105/30	0.033	0.84	0.184	4.67

Data subject to change.

COLOR CODE CHART

ORDERING SUFFIX	COLOR	ORDERING SUFFIX	COLOR
01	Black	06	Green
02	White	07	Blue
03	Red	08	Brown
04	Orange	10	Gray
05	Yellow	19	Purple

Striped combinations available upon request; consult Customer Service.

Product Construction:

Conductor:

- 24 thru 10 AWG
- 18 through 8 AWG fully annealed stranded bare copper
- Solid or stranded

Insulation:

- Premium-grade, color-coded PVC
- Temperature range: -30°C to +105°C
- Color code: See chart below

Applications:

- Internal wiring of electrical and electronic equipment
- Internal wiring of panels and meters
- Point-to-point wiring
- Suggested voltage rating: 600 volts

Compliances:

- UL Style 1015 (UL: 105°C, 600 V)
- CSA Type TEW: 105°C, 600 V
- RoHS Compliant Directive 2015/863/EU (RoHS-3)
- Designed to meet UL VW-1 Vertical Wire Flame Test

Packaging:

- Please contact Customer Service for packaging and color options

UL Types MTW, TFF, AWM & CSA TEW

90°C 600 Volt MTW, TFF 105°C 600 Volt AWM/TEW


Product Construction:

Conductor:

- 18 through 8 AWG fully annealed stranded bare copper per ASTM B8

Insulation:

- Premium-grade, color-coded PVC
- Temperature range:
 - MTW: -40°C to +90°C
 - AWM: -40°C to +105°C
 - TEW: -30°C to +105°C
- Color code: See chart below



Jacket Marking:

- 18 and 16 AWG: CAROL (SIZE) 600 V E# MTW (UL) OR TFF OR 1000 V AWM VW-1 --- CSA TEW 105°C FT1 ROHS MADE IN USA
- 14 through 8 AWG: CAROL (SIZE) 600 V E# MTW (UL) OR 1000 V AWM VW-1 --- CSA TEW 105°C FT1 ROHS MADE IN USA

Applications:

- Motor and transformer lead
- External wiring of machinery
- Internal wiring of electrical and electronic equipment
- Internal wiring of panels and meters
- Point-to-point wiring

Features:

- Outstanding oil, flame and moisture resistance
- Extra flexible

Compliances:

- UL and NMTBA Type MTW/AWM
- CSA TEW
- RoHS Compliant Directive 2015/863/EU (RoHS-3)
- Passes VW-1 Vertical Flame Test
- AWM Style 1015 – 18-8 AWG
- AWM Style 1335 – 18-10 AWG
- AWM Style 1336 – 8 AWG
- UL 1032 1000 V

Packaging:

- Please contact Customer Service for packaging and color options

CATALOG NUMBER	AWG SIZE	COND. STRAND	NOM. INSULATION THICKNESS		NOMINAL O.D.		STOCK COLORS	APPROX. NET WEIGHT LBS/M ^(S)
			in	mm	in	mm		

UL TYPE MTW, AWM, TFF, CSA TYPE TEW-600 VOLT

76502	18	16/30	0.032	0.81	0.110	2.79	1-12	10
76512	16	26/30	0.032	0.81	0.123	3.12	1-12	14
76812	14	19/0159	0.032	0.81	0.136	3.40	1-12	20
76822	12	19/0185	0.032	0.81	0.155	3.91	1-7	28
76832	10	19/0234	0.032	0.81	0.179	4.55	1-5	42
76843	8	19/0295	0.047	1.19	0.242	6.15	1-5	72


^(S) Actual shipping weight may vary. Data subject to change.

COLOR CODE CHART

ORDERING SUFFIX	COLOR	ORDERING SUFFIX	COLOR
01	Black	07	Blue
02	White	08	Brown
03	Red	10	Gray
04	Orange	13	Pink
06	Green	19	Purple

Heavy Wall UL Types MTW, AWM, NEC Type THW and CSA TEW

90°C 600 Volts



CATALOG NUMBER	AWG SIZE	COND. STRAND	NOM. INSULATION THICKNESS		NOMINAL O.D.		APPROX. NET WEIGHT LBS/m ⁽⁵⁾
			in	mm	in	mm	
AWM, MTW, THW – 600 VOLT – UL							
76954	6	19/0372	0.064	1.63	0.315	8.00	110
76994	4	19/0469	0.065	1.65	0.365	9.27	150

⁽⁵⁾Actual shipping weight may vary. Data subject to change.

Product Construction:

Conductor:

- 6 and 4 AWG fully annealed stranded bare copper

Insulation:

- Premium-grade, color-coded PVC, black
- Temperature range:
 - MTW: -40°C to +90°C
 - AWM: -40°C to +105°C
 - TEW: -30°C to +105°C

Jacket Marking:

- CAROL (SIZE) 600 V E# MTW OR THW (UL) OR 1000 V AWM VW-1 --- CSA TEW 105°C FT1 ROHS MADE IN USA

Applications:

- Motor and transformer lead
- External wiring of machinery

Features:

- Outstanding oil, flame and moisture resistance
- Extra flexible

Compliances:

- UL Type AWM
- UL and NMTBA Type MTW
- NEC Type THW
- CSA TEW
- RoHS Compliant Directive 2015/863/EU (RoHS-3)
- Passes UL VW-1 Vertical Flame Test

Packaging:

- Please contact Customer Service for packaging and color options

Industrial Cord

4



No longer are industrial cord products used only in coal mines and industrial plants; today typical applications include providing temporary power to job sites, as well as flexible power leads for installation in conduit.

Prysmian's role, as the producer of the premiere Carol® Brand industrial cord products, is to ensure that new product development, product innovation and quality not only keep pace with industry requirements but also set the trends.

Our industrial cord products carry a full range of listings and certifications with Underwriters Laboratories, Inc. and the Canadian Standard Association. In addition, many products meet or exceed the requirements of UL, CSA, OSHA, MSHA, ICEA and other relevant industry standards.

Carol is simply the most accepted brand in the industry, having proven itself on the job time after time. Our industrial cord line is the most comprehensive in the industry, ensuring that the proper Carol product can always be specified.

Index	Page
Super Vu-Tron® Single Conductor Type	27
Super Vu-Tron® Multi- Conductor Type W Round	28
Super Vu-Tron® Type G and Type G-GC Round	29
Super Vu-Tron® Canadian Type G-GC Round	30
Carol® Double Jacket Drill Cord	31
Carolprene® 105° C Welding Cable	32
Carolprene® 105°C Welding Cable	33
Super Vu-Tron® Welding Cable Types RHH/RHW	34
Super Vu-Tron® Entertainment Industry and Stage Lighting Cable	35

Super Vu-Tron® Single Conductor Type W

90°C, 2000 Volt, UL Listed

Product Construction:

Conductor:

- 8 through 4/0 AWG fully annealed Class K stranded bare copper per ASTM B-172
- 250 through 500 kcmil fully annealed Class I stranded bare copper per ASTM B-172

Insulation:

- Premium-grade 90°C EPDM

Jacket:

- Super Vu-Tron® 90°C, black (standard)
Other Available Colors:
 - Gray, red, orange, yellow, green, blue
 - See color code chart
- Temperature range: -40°C to +90°C
- An open polyester braid reinforcement is applied between the insulation and jacket for mechanical strength

Jacket Marking:

- Print type: Indent print
- For Colored Jackets (and 80661 Black): PRYSMIAN CAROL® SUPER VU-TRON® TYPE W PORTABLE POWER CABLE (SIZE) 2000V 90°C DRY 75°C WET SUN RES (UL) OR 600V RHH OR RHW FOR CT USE P-7K-123049-MSHA --- C(UL) TYPE W FOR HARD USAGE ONLY (-40°C) 2KV FT1 FT5 SUN RES ORIGIN USA
- For Black Only (excluding 80661): PRYSMIAN CAROL® SUPER VU-TRON® TYPE W PORTABLE POWER CABLE (SIZE) 2000V 90°C DRY 75°C WET SUN RES (UL) OR 600V RHH OR RHW FOR CT USE P-7K-123049-MSHA --- CSA TYPE W FOR HARD USAGE ONLY (-40°C) 2KV FT1 FT5 SUN RES ORIGIN USA



TYPE W 2000 VOLT (UL) AND TYPE RHH/RHW 600 VOLT (UL)

CATALOG NUMBER	AWG OR kcmil	NOMINAL STRAND	NOMINAL COND. O.D.		NOMINAL INS. THICKNESS		NOMINAL O.D.		APPROX. NET WT. LBS/M ⁽⁵⁾	CURRENT AMPS	
			INCHES	mm	INCHES	mm	INCHES	mm		(1)	(2)
80611*	8	168/30	0.165	4.19	0.060	1.52	0.465	11.81	133	80	55
80621*	6	259/30	0.198	5.03	0.060	1.52	0.545	13.84	205	105	75
80631*	4	416/30	0.233	5.92	0.060	1.52	0.585	14.86	264	140	95
80641	2	655/30	0.293	7.44	0.060	1.52	0.650	16.51	361	190	130
80651*	1	827/30	0.330	8.38	0.080	2.03	0.730	18.54	465	220	145
80661*	1/0	1042/30	0.369	9.37	0.080	2.03	0.750	19.05	521	260	170
80671*	2/0	1316/30	0.412	10.46	0.080	2.03	0.825	20.96	644	300	195
80681*	3/0	1660/30	0.490	12.45	0.080	2.03	0.910	23.11	755	350	225
80691	4/0	2062/30	0.530	13.46	0.080	2.03	0.960	24.38	933	405	260
83250	250†	627/24	0.615	15.62	0.105	2.67	1.045	26.54	1125	455	290
83350	350†	855/24	0.725	18.42	0.105	2.67	1.145	29.08	1465	570	350
83500	500†	1235/24	0.880	22.35	0.105	2.67	1.315	33.40	2010	700	430

* Non-stock item; minimum quantity purchase required.

(1) Type W Ampacities are based upon 2026 NEC Table 400.5(A)(2) 30°C ambient single conductor at 90°C

(2) Type RHH/RHW Ampacities are based upon 2026 NEC Table 310.16 at 30°C ambient three single conductors with Raceway Conductors at 90°C

(5) Actual shipping weight may vary.

† Designated for CT use.

Applications:

- Portable power systems
- Entertainment industry activities such as theater, television, nightclubs, motion pictures, mobile communication vans, spotlights and sound systems
- Other similar applications that would require temporary power

Features:

- Water-resistant
- Sunlight-resistant
- Designed to withstand severe environmental conditions
- Flexible and easier to work with in cold temperatures
- Withstands exposure to oil, acids, alkalis, heat, flame, moisture and chemicals
- No "memory" effect when coiling and uncoiling for use
- Meets or exceeds flame test requirements of MSHA and UL

Industry Approvals:

- UL Listed
- MSHA Approved
- RoHS Compliant
- CSA or c(UL) Certified
- UL 1650 and UL 44

Packaging:

- Lengths cut to order (99 put-up code)
- 1000' reel (41 put-up code)

COLOR CODE CHART

COLOR	COLOR CODE
Black	01
Gray	10
Red	03
Orange	04
Yellow	05
Green	06
Blue	17

ORDERING INFORMATION

Three easy steps to ordering your Super Vu-Tron Type W Extra Flex Cable:

Catalog Number	Put-Up Code	Color Code
Choose Catalog Number from Catalog Table above	Choose Put-Up Code from Packaging Information (99 for cut-to-order – please specify length needed) (41 for 1000 ft reel put-up size)	Choose Color Code from the Color Code Chart

Examples:

80691.41.01	Type W Extra Flex, 4/0 size, 1,000 ft. reel put-up, black
80691.99.17	Type W Extra Flex, 4/0 size, long-length reel put-up, blue

Make It Yours: Custom print legends available for recurring stock and special orders - ask for details



Super Vu-Tron® Multi-Conductor Type W Round

90°C (UL), Type W, 2000 Volt and Types RHH/RHW 600 Volt Portable Power Cable

90°C (UL), Type W, 2000 Volt Portable Power Cable

Product Construction:

Conductor:

- 8 AWG through 500 kcmil fully annealed stranded bare copper

Insulation:

- Premium-grade, color-coded 90°C EPDM
- Color code: See chart below

Jacket:

- Super Vu-Tron® 90°C, black CPE
- Temperature range: -40°C to +90°C

Jacket Marking:

- Print type: Indent print
- SIZES SMALLER THAN 2-1/4" – PRYSMIAN CAROL® SUPER VU-TRON® (SIZE) TYPE W PORTABLE POWER CABLE (UL) 2000V DRY 90°C WET 75C SUN RES P-7K-123049 MSHA---CSA TYPE W (-40°C) 2KV FT1 FT5 SUN RES ORIGIN USA
- SIZES 2-1/4" AND LARGER – PRYSMIAN CAROL® SUPER VU-TRON® (SIZE) TYPE W PORTABLE POWER CABLE (UL) 2000 VOLTS 90°C DRY AND 75°C WET SUNRES (-40°C) FT5 P-7K-123049 MSHA ORIGIN USA

Applications:

- Industrial and light- to medium-duty mining applications
- Heavy-duty service as power supply cable
- AC systems (grounded and ungrounded)
- Mobile and portable electrical equipment
- Motor and battery leads
- 2-conductor cables—use on DC or AC single-phase systems where grounding is not required
- 3-conductor cables—use on AC systems where no grounding is required or on DC systems with one conductor for grounding
- 4-conductor cables—use on two- or three-phase AC systems with one conductor used for grounding
- 5-conductor cables—use in applications where separating the system neutral from the frame ground is required

Features:

- Withstands severe environmental conditions
- Suitable for immersion in water*
- Indent-printed for easy identification
- Withstands exposure to oil, acids, alkalis, heat, moisture and most chemicals
- Rope lay stranding for maximum flex life
- Excellent impact resistance
- Cable core bound for superior flexibility and toughness
- Sunlight-resistant

Industry Approvals:

- CSA Type W
- MSHA Approved
- UL Type W
- RoHS Compliant
- Listed UL 1650 and UL 44
- ICEA S-95-658/NEMA WC70

Packaging:

- Lengths cut to order

*Suitable for immersion in water if properly sealed and terminated.

COLOR CODE CHART

NO. OF CONDUCTORS	COLOR**
2	Black, White
3	Black, White, Green
4	Black, White, Red, Green
5	Black, White, Red, Green, Orange

*Optional - European Color Code by request



CATALOG NUMBER	NO. OF COND.	AWG OR kcmil	COND. STRAND	NOMINAL COND. O.D.		NOMINAL INS. THICKNESS		NOMINAL O.D.		CURRENT AMPS ⁽¹⁾	APPROX. NET WT. LBS/ M ⁽⁵⁾
				INCHES	mm	INCHES	mm	INCHES	mm		
2 CONDUCTOR – TYPE W – 2000 VOLT											
81312	2	8	133	0.160	4.06	0.060	1.52	0.800	20.32	74	325
81622	2	6	259	0.198	5.03	0.060	1.52	0.910	23.11	99	470
81642	2	4	259	0.245	6.22	0.060	1.52	1.020	25.91	130	620
81662	2	2	259	0.297	7.54	0.080	2.03	1.210	30.73	174	935
81372*	2	1	259	0.353	8.97	0.080	2.03	1.370	34.80	202	1305
81382*	2	1/0	259	0.385	9.78	0.080	2.03	1.435	36.45	234	1555
81392*	2	2/0	259	0.442	11.23	0.080	2.03	1.555	39.50	271	1860
81402*	2	3/0	259	0.480	12.19	0.080	2.03	1.670	42.42	313	2230
81412*	2	4/0	259	0.555	14.10	0.080	2.03	2.145	54.50	361	2655
3 CONDUCTOR – TYPE W – 2000 VOLT											
81313	3	8	133	0.160	4.06	0.060	1.52	0.945	24.00	74	470
81623	3	6	259	0.198	5.03	0.060	1.52	1.020	25.91	99	625
81643	3	4	259	0.245	6.22	0.060	1.52	1.130	28.70	130	810
81663	3	2	259	0.297	7.54	0.080	2.03	1.280	32.51	174	1190
81373*	3	1	259	0.353	8.97	0.080	2.03	1.550	39.37	202	1655
81383	3	1/0	259	0.385	9.78	0.080	2.03	1.580	40.13	234	1965
81393	3	2/0	259	0.442	11.23	0.080	2.03	1.675	42.55	271	2350
81403*	3	3/0	259	0.480	12.19	0.080	2.03	1.815	46.10	313	2890
81413*	3	4/0	259	0.555	14.10	0.080	2.03	1.950	49.53	361	3285
81423*	3	250	627	0.615	15.62	0.095	2.41	2.390	60.71	402	5070
81443*	3	350	855	0.725	18.42	0.095	2.41	2.680	68.07	495	6570
81473*	3	500	1235	0.880	22.35	0.095	2.41	3.030	76.96	613	8700
4 CONDUCTOR – TYPE W – 2000 VOLT											
81314	4	8	133	0.160	4.06	0.060	1.52	0.995	25.27	65	615
81624	4	6	259	0.198	5.03	0.060	1.52	1.085	27.56	87	800
81644	4	4	259	0.245	6.22	0.060	1.52	1.210	30.73	114	1040
81664	4	2	259	0.297	7.54	0.080	2.03	1.435	36.45	152	1580
81374	4	1	259	0.353	8.97	0.080	2.03	1.580	40.13	177	2045
81384	4	1/0	259	0.385	9.78	0.080	2.03	1.695	43.05	205	2430
81394	4	2/0	259	0.442	11.23	0.080	2.03	1.845	46.86	237	2950
81404	4	3/0	259	0.480	12.19	0.080	2.03	1.955	49.66	274	3430
81414	4	4/0	259	0.555	14.10	0.080	2.03	2.145	54.48	316	3885
5 CONDUCTOR – TYPE W – 2000 VOLT											
81315	5	8	133	0.160	4.06	0.060	1.52	1.050	26.67	52	650
81625	5	6	259	0.198	5.03	0.060	1.52	1.180	29.97	69	915
81645	5	4	259	0.245	6.22	0.060	1.52	1.360	34.54	91	1320
81665	5	2	259	0.297	7.54	0.080	2.03	1.545	39.24	121	1925
81375*	5	1	259	0.353	8.97	0.080	2.03	1.820	46.23	141	2675
81385	5	1/0	259	0.385	9.78	0.080	2.03	1.935	49.15	164	2885
81395*	5	2/0	259	0.442	11.23	0.080	2.03	2.090	53.09	189	3630
81405*	5	3/0	259	0.480	12.19	0.080	2.03	2.260	57.40	219	4900
81415*	5	4/0	259	0.555	14.10	0.080	2.03	2.460	62.48	252	5980

⁽¹⁾ Ampacities based on 90°C conductor and 30°C ambient temperature per Table 400.5(A)(2) of the National Electrical Code[®].

* Non-stock item; minimum quantity purchase required.

**Green conductor for grounding only.

⁽⁵⁾ Actual shipping weight may vary.



Super Vu-Tron® Type G and Type G-GC Round

90°C (UL), 2000 Volt Portable Power Cable



Product Construction:

Conductor:

- 8 AWG through 500 kcmil fully annealed stranded bare copper

Insulation:

- Premium-grade, color-coded 90°C EPDM
- Color code: See chart below
- Insulated grounds and ground checks

Jacket:

- Super Vu-Tron® 90°C, black
- Temperature range: -40°C to +90°C

Jacket Marking:

- Print type: Indent print
- TYPE G-GC (4/0 AND SMALLER) – PRYSMIAN CAROL® SUPER VU-TRON® (SIZE) TYPE G-GC PORTABLE POWER CABLE (UL) 2000V DRY 90C WET 75C SUN RES P-7K-123049 MSHA-- CSA TYPE G-GC (-40C) 2KV FT1 FT5 SUN RES ORIGIN USA
- TYPE G-GC (LARGER THAN 4/0) - PRYSMIAN CAROL® SUPER VU-TRON® (SIZE) TYPE G GC PORTABLE POWER CABLE UL 2000 VOLTS 90C DRAY AND 75C WET SUN RES CSA (40C) FT5 LR27161 P 7K 123049 MSHA
- TYPE G - PRYSMIAN CAROL® SUPER VU-TRON® SIZE (mm²) TYPE G PORTABLE POWER CABLE (UL) 600/2000V DRY 90°C WET 75°C SUN RES P-7K-123049 MSHA---CSA TYPE G (-40°C) 2KV FT1 FT5 SUN RES ORIGIN USA

Applications:

- Industrial and light- to medium-duty mining applications
- Heavy-duty service as power supply cable
- Mobile and portable electrical equipment
- 3- and 4-conductor—use on three-phase AC systems where grounding is required

Features:

- Excellent impact and abrasion resistance
- Withstands exposure to oil, acids, alkalis, heat, moisture and most chemicals
- Suitable for immersion in water*
- Indent-printed for easy identification
- Rope lay stranding for maximum flex life
- Cable core bound for superior flexibility and toughness
- Non-wicking rubber fillers (G-GC)
- Canadian color code available upon request
- Sunlight-resistant

Industry Approvals:

- UL Type G, G-GC
- CSA
- MSHA Approved
- RoHS Compliant

Packaging:

- Lengths cut to order

* Suitable for immersion in water if properly sealed and terminated.

3 CONDUCTOR – TYPE G-GC – 2000 VOLT

CATALOG NUMBER	NO. OF COND.	AWG OR kcmil	COND. STRAND	NOMINAL COND. O.D.		YELLOW GROUND CHECK AWG SIZE	GREEN GROUND COND. AWG SIZE	NOMINAL INS. THICKNESS		NOMINAL O.D.		CURR. AMPS ⁽¹⁾	APPROX. NET WT. LBS/M ⁽⁵⁾
				INCHES	mm			INCHES	mm	INCHES	mm		
82313	3	8	133	0.160	4.06	10	2#10	0.060	1.52	0.980	24.89	65	600
82623	3	6	259	0.198	5.03	10	2#10	0.060	1.52	1.040	26.42	87	770
82643	3	4	259	0.245	6.22	10	2#8	0.060	1.52	1.145	29.08	114	1015
82663	3	2	259	0.297	7.54	8	2#7	0.080	2.03	1.330	33.78	152	1480
82373	3	1	259	0.353	8.97	8	2#6	0.080	2.03	1.445	36.70	177	1795
82383	3	1/0	259	0.385	9.78	8	2#5	0.080	2.03	1.610	40.89	205	2245
82393	3	2/0	259	0.442	11.23	8	2#4	0.080	2.03	1.685	42.80	237	2570
82403	3	3/0	259	0.480	12.19	8	2#3	0.080	2.03	1.850	46.99	274	3230
82413	3	4/0	259	0.555	14.10	8	2#2	0.080	2.03	1.955	49.66	316	3700
82423 ^{(2)*}	3	250	627	0.615	15.62	8	2#2	0.095	2.41	2.390	60.71	352	6060
82443 ^{(2)*}	3	350	855	0.725	18.42	8	2#1/0	0.095	2.41	2.680	68.07	433	7400
82473 ^{(2)*}	3	500	1235	0.880	22.35	8	2#2/0	0.095	2.41	3.030	76.96	536	10100

4 CONDUCTOR – TYPE G – 600/2000 VOLT

CATALOG NUMBER	NO. OF COND.	AWG OR kcmil	COND. STRAND	NOMINAL COND. O.D.		GREEN COND. AWG SIZE	NOMINAL INS. THICKNESS		NOMINAL O.D.		CURRENT AMPS ⁽¹⁾	APPROX. NET WT. LBS/M ⁽⁵⁾
				INCHES	mm		INCHES	mm	INCHES	mm		
82314	4	8	133	0.160	4.06	4#12	0.060	1.52	1.045	26.54	52	690
82624	4	6	259	0.198	5.03	4#12	0.060	1.52	1.145	29.08	70	880
82644	4	4	259	0.245	6.22	4#10	0.060	1.52	1.225	31.12	91	1160
82664	4	2	259	0.297	7.54	4#9	0.080	2.03	1.465	37.21	122	1720
82374*	4	1	259	0.353	8.97	4#8	0.080	2.03	1.615	41.02	142	2200
82384	4	1/0	259	0.385	9.78	4#7	0.080	2.03	1.755	44.58	164	2705
82394	4	2/0	259	0.442	11.23	4#6	0.080	2.03	1.885	47.88	190	3190
82404	4	3/0	259	0.480	12.19	4#5	0.080	2.03	2.075	52.71	219	4005
82414	4	4/0	259	0.555	14.10	4#4	0.080	2.03	2.175	55.25	253	4560

⁽¹⁾ Ampacities based on 90°C conductor and 30°C ambient temperature per Table 400.5(A)(2) of the National Electrical Code®.

⁽²⁾ UL Listed and CSA Certified.

* Non-stock item; minimum quantity purchase required.

⁽⁵⁾ Actual shipping weight may vary.

COLOR CODE CHART

NO. OF CONDUCTORS	COLOR
3	Black, White, Red
4	Black, White, Red, Orange



Super Vu-Tron® Canadian Type G-GC Round

90°C, 2000 Volt Portable Power Cable

Product Construction:

Conductor:

- 6 AWG through 4/0 AWG fully annealed stranded bare copper

Insulation:

- Premium-grade, color-coded 90°C EPDM
- Color code: See chart below
- Insulated yellow ground check

Jacket:

- Super Vu-Tron® 90°C, black
- Temperature range: -40°C to +90°C

Jacket Marking:

- Print type: Indent print
- PRYSMIAN CAROL® SUPER VU-TRON® (SIZE) TYPE G-GC 2KV 90C (-40C) FT1 FT5 SUN RES CSA LR92874 P-7K-123049-MSHA ORIGIN USA

Applications:

- Industrial and light- to medium-duty mining applications
- Heavy-duty service as power supply cable
- Mobile and portable electrical equipment
- 3- and 4-conductor—use on three-phase AC systems where grounding is required

Features:

- Excellent impact and abrasion resistance
- Withstands exposure to oil, acids, alkalis, heat, moisture and most chemicals
- Indent-printed for easy identification
- Rope lay stranding for maximum flex life
- Cable core bound for superior flexibility and toughness
- Non-wicking rubber fillers (GGC)
- Canadian color code
- Sunlight-resistant

Industry Approvals:

- CSA Flexible Cord - C22.2-96
- MSHA Approved
- RoHS Compliant

Packaging:

- Lengths cut to order



3 CONDUCTOR – TYPE G-GC – 2000 VOLT

CATALOG NUMBER	NO. OF COND.	AWG SIZE	COND. STRAND	NOMINAL COND. O.D.		YELLOW GROUND CHECK AWG SIZE	GROUND COND. AWG SIZE	NOMINAL INS. THICKNESS		NOMINAL O.D.		CURR. AMPS ⁽¹⁾	APPROX. NET WT. LBS/ M ⁽²⁾
				INCHES	mm			INCHES	mm	INCHES	mm		
83103	3	8	133	0.160	4.06	10	2#10	0.060	1.52	0.945	24.00	65	827
83113	3	6	259	0.198	5.03	10	2#10	0.060	1.52	1.030	26.16	87	770
83123	3	4	259	0.245	6.22	10	2#8	0.060	1.52	1.190	30.23	114	1015
83133	3	2	259	0.297	7.54	8	2#6	0.080	2.03	1.310	33.27	152	1480
83143	3	1	259	0.353	8.97	8	2#6	0.080	2.03	1.495	38.00	177	1795
83153	3	1/0	259	0.385	9.78	8	2#4	0.080	2.03	1.585	40.26	205	2245
83163	3	2/0	259	0.442	11.23	8	2#4	0.080	2.03	1.675	42.55	237	2570
83183	3	4/0	259	0.555	14.10	8	2#2	0.080	2.03	1.990	50.55	316	3700

⁽¹⁾ Ampacity rating based on CEC/CSA.

⁽²⁾ Actual shipping weight may vary.

COLOR CODE CHART

NO. OF CONDUCTORS	COLOR
3	Black, Red, Blue

Carol® Double Jacket Drill Cord

90°C, 600 Volt, MSHA Approved Remote Control & Drill Cord



Product Construction:

Conductors:

- 14 through 10 AWG fully annealed stranded bare copper
- ASTM B3/B174

Insulation

- Premium-grade, color-coded 90°C EPDM
- Color code: See chart below

Jacket

- 90°C, black, CPE or neoprene
- Temperature range: -40°C to +90°C
- An open polyester braid reinforcement is applied between layers for mechanical strength

Jacket Marking

- Print type: Indent print
- CPE jacket - PRYSMIAN CAROL® (SIZE & NO. OF CONDS.) DOUBLE JACKET REMOTE CONTROL AND DRILL CORD 600 V 90°C P-07-KA110003-MSHA ORIGIN USA
- Neoprene jacket - PRYSMIAN CAROL® (SIZE & NO. OF CONDS.) NEOPRENE DOUBLE JACKET REMOTE CONTROL AND DRILL CORD 600 V 90°C P-07-KA110006-MSHA ORIGIN USA

Applications:

- Industrial and light- to medium-duty mining applications
- Heavy-duty service as power supply cable
- AC systems (grounded and ungrounded)
- Heavy-duty and long service life applications
- Mobile and portable electrical equipment
- Motor and battery leads
- Wet or dry locations in underground mines in accordance with Schedule 26 of the U.S. Bureau of Mines
- 3-conductor cables – use on AC systems where no grounding is required or on DC systems with one conductor for grounding
- 4-conductor cables – use on two- or three-phase AC systems with one conductor used for grounding
- 5-conductor cables – use in applications where separating the system neutral from the frame ground is required

Features:

- Withstands severe environmental conditions
- Indent-printed for easy identification
- Withstands exposure to oil, acids, alkalis, heat, moisture and most chemicals
- Flexible stranding
- Excellent impact, crush and tear resistance
- Sunlight-resistant
- Reinforced jacket for increased durability

Industry Approvals:

- RoHS Compliant
- Passes MSHA Flame Test
- Additional rating available upon request
- Other sizes and numbers of conductors available upon request

Applicable Standards:

- ICEA S-75-381

Packaging:

- Lengths cut to order

COLOR CODE CHART

NO. OF CONDUCTORS	COLOR**
2	Black, White
3	Black, White, Green
4	Black, White, Red, Green
5	Black, White, Red, Green, Orange
6	Black, White, Red, Green, Orange, Blue

**Green conductor for grounding only.

CATALOG NUMBER	NO. OF COND.	AWG SIZE	COND. STRAND	NOMINAL COND. O.D.		NOMINAL INS. THICKNESS		NOMINAL O.D.		CURRENT AMPS ⁽¹⁾	APPROX. NET WT. LBS/M ⁽⁵⁾
				INCHES	mm	INCHES	mm	INCHES	mm		
CPE JACKET											
02861	2	14	41/30	0.072	1.96	0.045	1.14	0.640	16.26	18	210
02862	3	14	41/30	0.072	1.96	0.045	1.14	0.670	17.02	18	240
02868	4	14	41/30	0.072	1.96	0.045	1.14	0.700	17.78	15	285
02835	5	14	41/30	0.072	1.96	0.045	1.14	0.785	19.94	12	345
02845	5	12	65/30	0.096	2.44	0.045	1.14	0.840	21.34	16	405
02806	6	12	65/30	0.096	2.44	0.045	1.14	0.890	22.61	16	470
02855	5	10	104/30	0.117	2.97	0.045	1.14	0.890	22.61	20	495

* Non-stock item; minimum quantity purchase required.

⁽¹⁾ Ampacities based on 90°C conductor and 30°C ambient temperature per NEC Table 400.5(A)(1) of the National Electrical Code®.

⁽⁵⁾ Actual shipping weight may vary.



Carolprene® 105°C Welding Cable

105°C, 600 Volt, MSHA Approved

Product Construction:

Conductors:

- 6 AWG through 4/0 AWG fully annealed stranded bare copper

Jacket:

- Carolprene® 105°C, black
- Temperature range: -50°C to +105°C

Jacket Marking:

- Print type: Inkjet
- CAROLPRENE (SIZE) AWG 105°C WELDING CABLE 600 VOLT P-07-KA100015-MSHA ORIGIN USA

Applications:

- Secondary voltage resistance welding leads in heavy duty or mining applications
- Power supply applications not exceeding 600 volts AC
- Sizes 1/0 and larger for permanent wiring in conduit or tray of 600 V power supplies, hoists, cranes or other applications where flexible power leads must be installed in conduit, raceways or trays

Features:

- Sunlight-resistant
- Designed to withstand severe environmental conditions
- Withstands exposure to oil, acids, alkalis, heat, flame, moisture and chemicals
- Meets or exceeds flame test requirements of MSHA

Industry Approvals:

- MSHA Approved
- RoHS Compliant

Packaging:

- 250' (76.2 m), 1000' (304.8 m) reels
- Other put-ups available on special order

Suggested Ampacities For 600 Volt In-Line Applications

AWG	AMPERES	AWG	AMPERES
4/0	405	1	220
3/0	350	2	190
2/0	300	4	140
1/0	260	6	105

Ampacities for portable cable in accordance with NEC Table 400.5(A)(2).

May not be suitable for all installations per National Electrical Code®.



CAROLPRENE® 105°C WELDING CABLE – 600 VOLT – 30 AWG STRANDING

CATALOG NUMBER	AWG SIZE	NOMINAL STRAND	NOMINAL O.D.		APPROX. NET WT. LBS/M ^(S)	STD. CTN.
			INCHES	mm		
01758*	6	259/30	0.420	10.67	140	1000'
01757*	4	416/30	0.475	12.07	200	1000'
01756*	2	655/30	0.520	13.21	280	1000'
01755*	1	827/30	0.575	14.61	350	1000'
01754*	1/0	1042/30	0.600	15.24	415	1000'
01753*	2/0	1316/30	0.645	16.38	510	1000'
01752*	3/0	1660/30	0.715	18.16	620	1000'
01751*	4/0	2062/30	0.765	19.43	760	1000'

* Non-stock item; minimum quantity required.

^(S) Actual shipping weight may vary.

WELDING CABLE AMPACITIES SINGLE CONDUCTOR

Required Cable Sizes: For Welding Cable Application

AMPS	length in feet for total circuit for secondary voltages only – do not use this table for 600 Volt in-line applications						
	100'	150'	200'	250'	300'	350'	400'
100	4	4	2	2	1	1/0	1/0
150	4	2	1	1/0	2/0	3/0	3/0
200	2	1	1/0	2/0	3/0	4/0	4/0
250	1	1/0	2/0	3/0	4/0		
300	1/0	2/0	3/0	4/0			
350	1/0	3/0	4/0				
400	2/0	3/0					
450	2/0	4/0					
500	3/0	4/0					
550	3/0	4/0					
600	4/0						

REQUIRED CABLE SIZES SHOWN IN AWG NUMBERS

The total circuit length includes both welding and ground leads (based on 4-volt drop) 60% duty cycle.

These values for current-carrying capacity are based on a copper temperature of 60°C (140°F), an ambient temperature of 40°C (104°F) and yield load factors from approximately 32% for the No. 2 AWG cable to approximately 23% for the No. 3/0 AWG cable, and higher for the smaller sizes. The sizes of cables generally used range from No. 2 AWG to No. 3/0 AWG. In actual service, the load factor may be much higher than indicated without overheating the cable, as the ambient temperature will generally be substantially lower than 40°C.

Carolprene® 105°C Welding Cable

600 Volt



CAROLPRENE® 105°C WELDING CABLE – 600 VOLT – CLASS K – 30 AWG STRANDING

CATALOG NUMBER	AWG OR kcmil	CONDUCTOR STRAND	NOMINAL O.D.		APPROX. NET WT. LBS/M ^(S)	STD. CTN.
			INCHES	mm		
01778	6	259/30	0.320	8.13	135	250'
01777	4	406/30	0.375	9.53	172	250'
01776	2	646/30	0.465	11.81	260	250'
01775	1	812/30	0.495	12.57	317	250'
01774	1/0	1025/30	0.560	14.22	400	250'
01773	2/0	1274/30	0.615	15.62	487	250'
01772	3/0	1613/30	0.670	17.02	605	250'
01771	4/0	2029/30	0.750	19.05	827	250'
99142*	250 kcmil	2496/30	0.830	21.08	976	250'
99432*	350 kcmil	3441/30	0.950	24.13	1338	250'
99202*	500 kcmil	5054/30	1.200	30.48	1995	250'

^(S) Actual shipping weight may vary.
* Non-stock item; minimum quantity required.

WELDING CABLE AMPACITIES SINGLE CONDUCTOR

Required Cable Sizes: For Welding Cable Application

length in feet for total circuit for secondary voltages only – do not use this table for 600 Volt in-line applications

AMPS	100'	150'	200'	250'	300'	350'	400'
100	4	4	2	2	1	1/0	1/0
150	4	2	1	1/0	2/0	3/0	3/0
200	2	1	1/0	2/0	3/0	4/0	4/0
250	1	1/0	2/0	3/0	4/0		
300	1/0	2/0	3/0	4/0			
350	1/0	3/0	4/0				
400	2/0	3/0					
450	2/0	4/0					
500	3/0	4/0					
550	3/0	4/0					
600	4/0						

REQUIRED CABLE SIZES SHOWN IN AWG NUMBERS

The total circuit length includes both welding and ground leads (based on 4-volt drop) 60% duty cycle.

These values for current-carrying capacity are based on a copper temperature of 60°C (140°F), an ambient temperature of 40°C (104°F) and yield load factors from approximately 32% for the No. 2 AWG cable to approximately 23% for the No. 3/0 AWG cable, and higher for the smaller sizes. The sizes of cables generally used range from No. 2 AWG to No. 3/0 AWG. In actual service, the load factor may be much higher than indicated without overheating the cable, as the ambient temperature will generally be substantially lower than 40°C.

Product Construction:

Conductor:

- 6 AWG through 4/0 AWG fully annealed Class K stranded bare copper ASTM B-172

Jacket:

- Premium-grade 105°C EPDM, black or red
- Temperature range: -50°C to +105°C

Jacket Marking:

- Print type: Inkjet
- CAROLPRENE® (SIZE) 105°C WELDING CABLE 600 VOLT ORIGIN USA

Applications:

- Secondary voltage resistance welding leads
- Power supply applications not exceeding 600 volts AC

Features:

- Good flexibility
- Abrasion-resistant
- Good color retention

Packaging:

- 250' (76.2 m), 500' (152.4 m), and 1000' (304.8 m) reels
- MCM sizes cut to length
- Other put-ups available on special order

Industry Approvals:

- RoHS Compliant

Suggested Ampacities For 600 Volt In-Line Applications

AWG OR kcmil	AMPERES	AWG	AMPERES
500 kcmil	695	1/0	190
350 kcmil	552	1	160
250 kcmil	445	2	140
4/0	310	4	100
3/0	265	6	75
2/0	223		

Ampacities for portable cable, continuous-duty (ambient temperature of 40°C). May not be suitable for all installations per National Electrical Code®.

Ordering Part Number Example

01771.38.03

4/0 500' put-up in red
.03 for red jacket



Super Vu-Tron® Welding Cable

90°C, 600 Volt, UL/CSA, Types RHH/RHW

Product Construction:

Conductor:

- 6 AWG through 4/0 AWG fully annealed stranded bare copper per ASTM B172 Class M

Jacket:

- Super Vu-Tron®, orange
- Temperature range: -50°C to +90°C

Jacket Marking:

- Print type: Inkjet
- #6 - #1 AWG: PRYSMIAN CAROL® SUPER VU-TRON® WELDING CABLE - EXTRA FLEXIBLE (UL) 600 VOLTS (-50°C +90°C) OIL RESISTANT P-123-141-MSHA 4 AWG --- CSA 90°C ARC WELDING CABLE FT1 ROHS ORIGIN USA
- 1/0 - 4/0 AWG: 1/0 - 4/0 AWG: PRYSMIAN CAROL® SUPER VU-TRON® WELDING CABLE (SIZE) EXTRA FLEXIBLE (UL) 600 VOLT (-50°C to +90°C) OIL RESISTANT P-123-141 MSHA --- CSA 90°C ARC WELDING CABLE FT1 --- TYPE RHH OR RHW (UL) 600 V FOR CT USE ORIGIN USA

Applications:

- Secondary voltage resistance welding leads
- Power supply applications not exceeding 600 volts AC
- Sizes 1/0 and larger for permanent wiring in conduit or tray of 600 V power supplies, hoists, cranes or other applications where flexible power leads must be installed in conduit, raceways or trays

Features:

- Excellent flexibility to last longer in flex applications
- Abrasion-resistant
- Resists oils and solvents
- Rated -50°C for use in cold environments
- Weather-resistant
- Ozone-resistant
- Safety-colored for high visibility
- Assured longer service life, saving money in replacement costs, maintenance cost and downtime
- MSHA Approved for flame resistance
- Sunlight-resistant

Industry Approvals:

- c(UL) Listed
- CSA Certified for black only (not colors)
- MSHA Approved
- Meets UL Vertical Flame Test per UL 854
- RoHS Compliant

Packaging:

- 250' (76.2 m), 500' (152.4 m), and 1000' (304.8 m) reels
- Other put-ups available on special order

Suggested Ampacities For 600 Volt In-Line Applications

AWG	AMPERES	AWG	AMPERES
4/0	405	1	220
3/0	350	2	190
2/0	300	4	140
1/0	260	6	105

Ampacities for portable cable in accordance with NEC Table 400.5(A)(2). May not be suitable for all installations per National Electrical Code®.



SUPER VU-TRON® WELDING CABLE—UL/CSA—CLASS M—34 AWG STRANDING

CATALOG NUMBER	AWG SIZE	CONDUCTOR STRAND	NOMINAL O.D.		APPROX. NET WT. LBS/M ⁽¹⁶⁾	STD. CTN.
			INCHES	mm		
01768	6	660/34	0.370	9.40	125	250'
01767	4	1045/34	0.425	10.80	191	250'
01766	2	1634/34	0.475	12.07	259	250'
01765	1	2090/34	0.530	13.46	331	250'
01764†	1/0	2597/34	0.575	14.61	401	250'
01763†	2/0	3300/34	0.630	16.00	511	250'
01762†	3/0	4214/34	0.700	17.78	615	250'
01761†	4/0	5225/34	0.800	20.32	844	250'

⁽¹⁶⁾ Actual shipping weight may vary.

† Type RHH/RHW - 600 V for CT use.

WELDING CABLE AMPACITIES SINGLE CONDUCTOR

Required Cable Sizes: For Welding Cable Application

AMPS	length in feet for total circuit for secondary voltages only - do not use this table for 600 Volt in-line applications						
	100'	150'	200'	250'	300'	350'	400'
100	4	4	2	2	1	1/0	1/0
150	4	2	1	1/0	2/0	3/0	3/0
200	2	1	1/0	2/0	3/0	4/0	4/0
250	1	1/0	2/0	3/0	4/0		
300	1/0	2/0	3/0	4/0			
350	1/0	3/0	4/0				
400	2/0	3/0					
450	2/0	4/0					
500	3/0	4/0					
550	3/0	4/0					
600	4/0						

REQUIRED CABLE SIZES SHOWN IN AWG NUMBERS

The total circuit length includes both welding and ground leads (based on 4-volt drop) 60% duty cycle. These values for current-carrying capacity are based on a copper temperature of 60°C (140°F), an ambient temperature of 40°C (104°F) and yield load factors of from approximately 32% for the No. 2 AWG cable to approximately 23% for the No. 3/0 AWG cable, and higher for the smaller sizes. The sizes of cables generally used range from No. 2 AWG to No. 3/0 AWG. In actual service, the load factor may be much higher than indicated without overheating the cable as the ambient temperature will generally be substantially lower than 40°C.



Super Vu-Tron® Entertainment Industry and Stage

Lighting Cable 105°C, 600 Volt, UL Type SC and CSA Type PPC



UL TYPE SC - CSA TYPE PPC - 600 VOLT

CATALOG NUMBER	AWG SIZE	NOMINAL STRAND	NOMINAL O.D.		APPROX. NET WT. LBS/M ⁽⁵⁾	CURRENT AMPS ⁽¹⁾
			INCHES	mm		
01109*	8	168/30	0.385	9.78	110	80
01108	6	259/30	0.420	10.67	152	105
01107	4	416/30	0.475	12.07	215	140
01106	2	655/30	0.520	13.21	296	190
01105	1	827/30	0.575	14.61	360	220
01104	1/0	1042/30	0.600	15.24	424	260
01103	2/0	1316/30	0.645	16.38	513	300
01102*	3/0	1660/30	0.715	18.16	644	350
01101	4/0	2062/30	0.765	19.43	824	405

⁽¹⁾ NEC Table 400.5(A)(2).

* Non-stock item; minimum quantity purchase required.

⁽⁵⁾ Actual shipping weight may vary.

Product Construction:

Conductor:

- 8 AWG through 4/0 AWG fully annealed stranded bare copper per ASTM B172

Jacket:

- Super Vu-Tron® 105°C, black
- Temperature range: -50°C to +105°C

Jacket Marking:

- Print type: Indent print
- PRYSMIAN CAROL® 4 AWG (UL) 600V TYPE SC (-50°C +105°C) OIL RES 60°C MAX. AMPS NEC TABLE 400-5(A)(2) FOR 90°C OUTDOOR --- CSA TYPE PPC 105°C 600V FT5 ROHS ORIGIN USA

Applications:

- Portable power systems
- Entertainment industry activities such as theater, television, night clubs, motion pictures, mobile communication vans, spotlights and sound systems
- Other similar applications that would require temporary power

Features:

- Sunlight-resistant
- Designed to withstand severe environmental conditions
- Withstands exposure to oil, acids, alkalis, heat, flame, moisture and chemicals
- Meets or exceeds flame test requirements of MSHA, CSA and UL
- Indent-printed

Industry Approvals:

- UL Listed
- CSA Certified
- RoHS Compliant

Packaging:

- Lengths cut to order



Specialty Cord

5



In today's world, the need for specialty cord products is constantly growing. Prysmian offers a full line of Carol® Brand Cord products to meet a wide range of specialized applications.

Specialty Cord includes a wide range of hook-up wire, heater cord, lamp cord and fixture wire.

Like Carol® Brand Rubber, Plastic and Industrial Cord products, these cables carry the latest regulatory listings and certifications with Underwriters Laboratories, Inc. and the Canadian Standard Association where applicable.

Index	Page
Hook-Up Wire UL Types MTW, TFF, AWM and CSA TEW	37
Heavy Wall UL Types MTW, AWM, NEC Type THW and CSA TEW	38
Lamp Cord Type SPT	39
Low-Voltage Landscape Lighting Wire	40
Low-Voltage Sprinkler Wire	41

Hook-Up Wire UL Types MTW, TFF, AWM and CSA TEW

90°C, 600 Volt, MTW, TFF, 105°C, 1000 Volt, AWM, 600 Volt TEW



UL TYPE MTW, AWM, TFF, CSA TYPE TEW

CATALOG NUMBER	AWG SIZE	COND. STRAND	NOMINAL INS. THICKNESS		NOMINAL O.D.		STOCK COLORS	APPROX. NET WT. LBS/M ⁽⁵⁾
			INCHES	mm	INCHES	mm		
76502	18	16/30	0.031	0.79	0.110	2.79	1-12	10
76512	16	26/30	0.031	0.79	0.123	3.12	1-12	14
76812	14	19/.0147	0.031	0.79	0.136	3.45	1-12	20
76822	12	19/.0185	0.031	0.79	0.155	3.94	1-7	28
76832	10	19/.0234	0.031	0.79	0.176	4.47	1-5	42
76843	8	19/.0295	0.045	1.14	0.242	6.15	1-5	72

⁽⁵⁾Actual shipping weight may vary.

Product Construction:

Conductor:

- 18 through 8 AWG fully annealed stranded bare copper

Insulation:

- Premium-grade, color-coded PVC
- Temperature range:
MTW: -40°C to +90°C
AWM: -40°C to +105°C
TEW: -30°C to +105°C
- Color code: See chart below

Jacket Marking:

- Print type: Inkjet
- 18 and 16 AWG: PRYSMIAN CAROL® (SIZE) 600V E135243-8 MTW (UL) OR AWM 1015/1335 OR 1000V AWM 1032 VW1 -- CSA 600V TEW 105°C FTI ROHS
- 14 through 8 AWG: PRYSMIAN CAROL® (SIZE) 600 V E135243-8 MTW (UL) OR AWM 1015/1336 OR 1000V AWM 1032 VW1 -- CSA 600V TEW 105°C FTI ROHS

Applications:

- Motor and transformer lead
- External wiring of machinery

Features:

- Outstanding oil, flame and moisture resistance
- Extra-flexible

Industry Approvals:

- UL Type MTW/AWM
- CSA TEW
- Passes VW-1 Vertical Flame Test
- OSHA Acceptable
- AWM Style 1015 – 18-8 AWG
- AWM Style 1335 – 18-10 AWG
- AWM Style 1336 – 8 AWG
- AWM Style 1032
- RoHS Compliant

Packaging:

- 18 and 16 AWG:
500' (152.4 m) spools
2500' (762 m) spools
- 14 through 10 AWG:
500' (152.4 m) spools
2500' (762 m) reels
- 8 AWG: 500' (152.4 m) reels
- Other put-ups available on special order

COLOR CODE CHART

STOCK COLORS	ORDERING SUFFIX	STOCK COLORS	ORDERING SUFFIX
Black	01	Orange	04
White	02	Brown	08
Red	03	Purple	19
Blue	07	Gray	10
Green	06	Pink	13
Yellow	05	Lt. Blue	16



Heavy Wall UL Types MTW, AWM, NEC Type THW and CSA TEW

90°C, 600 Volt

Product Construction:

Conductor:

- 6 and 4 AWG fully annealed stranded bare copper

Insulation:

- Premium-grade, color-coded PVC, black
- Temperature range:
MTW: -40°C to +90°C
AWM: -40°C to +105°C
TEW: -30°C to +105°C

Jacket Marking:

- Print type: Inkjet
- PRYSMIAN CAROL® (SIZE) 600 V E# MTW OR THW (UL) OR 1000 V AWM VW-1 --- CSA TEW 105°C FT1 ROHS ORIGIN USA

Applications:

- Motor and transformer lead
- External wiring of machinery

Features:

- Outstanding oil, flame and moisture resistance
- Extra-flexible

Industry Approvals:

- UL Type AWM
- UL and NMTBA Type MTW
- NEC Type THW
- CSA TEW
- Passes UL VW-1 Vertical Flame Test
- RoHS Compliant

Packaging:

- 500' (152.4 m) reels
- Other put-ups available on special order



AWM, MTW, THW - 600 VOLT - UL

CATALOG NUMBER	AWG SIZE	COND. STRAND	NOMINAL INS. THICKNESS		NOMINAL O.D.		APPROX. NET WT. LBS/M ⁽⁵⁾
			INCHES	mm	INCHES	mm	
76954	6	19/0372	0.064	1.63	0.315	8.00	110
76994	4	19/0469	0.065	1.65	0.365	9.27	150

⁽⁵⁾ Actual shipping weight may vary.

Lamp Cord Type SPT

60°C, 300 Volt, UL/CSA



TYPE SPT-1

CATALOG NUMBER	NO. OF COND.	AWG SIZE	COND. STRAND	NOM. INSULATION THICKNESS		NOMINAL O.D.		CURRENT AMPS ⁽¹⁾	APPROX. NET WEIGHT LBS/M ⁽⁵⁾	JACKET COLOR CHART
				INCHES	mm	INCHES	mm			
02301	2	18	41/34	0.030	0.76	0.107	2.72	10	22	A
						X	X			
						0.210	5.330			
02304	2	18	41/34	0.030	0.76	0.107	2.72	10	22	D
						X	X			
						0.210	5.330			
02306	2	18	41/34	0.030	0.76	0.107	2.72	10	22	B
						X	X			
						0.210	5.330			

TYPE SPT-2

CATALOG NUMBER	NO. OF COND.	AWG SIZE	COND. STRAND	NOM. INSULATION THICKNESS		NOMINAL O.D.		CURRENT AMPS ⁽¹⁾	APPROX. NET WEIGHT LBS/M ⁽⁵⁾	JACKET COLOR CHART
				INCHES	mm	INCHES	mm			
02303	2	16	65/34	0.045	1.14	0.155	3.94	13	37	A
						X	X			
						0.295	7.490			

⁽¹⁾ Ampacities based on NEC Table 400.5(A)(1).

⁽⁵⁾ Actual shipping weight may vary.

Product Construction:

Conductor:

- 18 and 16 AWG fully annealed bare or tinned copper

Insulation:

- Premium-grade, color-coded PVC
- Temperature range: -20°C to +60°C
- Color code: See chart below

Jacket Marking:

- Print type: Indent print
- (SIZE) SPT-1 E11368 60°C (UL)--CSA LL9993 FT2 --- 300 VOLT ROHS ORIGIN USA

Applications:

- Small appliances
- Lamps
- Radios
- Jukeboxes

Industry Approvals:

- UL Listed
- CSA Certified
- RoHS Compliant

Packaging:

- 250' (76.2 m) spools
- Other put-ups available on special order

JACKET COLOR CODE CHART

A	Black or White or Brown
B	Clear Silver (tinned copper)
C	Clear

Low-Voltage Landscape Lighting Wire

60°C, 150 Volt, UL; 60°C, 30 Volt, CSA



LOW-VOLTAGE LANDSCAPE LIGHTING WIRE - 150 VOLT - UL; 30 VOLT - CSA

CATALOG NUMBER	NO. OF COND.	AWG SIZE	NOM. INS. THICKNESS		NOMINAL O.D.		POWER RATING ⁽¹⁾			APPROX. NET WT. LBS/M ⁽⁵⁾
			INCHES	mm	INCHES	mm	VOLTS	AMPS	WATTS	
02309	2	16	0.045	1.14	0.155 X 0.296	3.94 X 7.52	150	13	1950	35
02310	2	14	0.045	1.14	0.170 X 0.354	4.32 X 8.99	150	18	2700	45
02311	2	12	0.045	1.14	0.190 X 0.385	4.83 X 9.78	150	25	3750	62
02312	2	10	0.045	1.14	0.200 X 0.400	5.08 X 10.16	150	30	4500	90
02313	2	8	0.060	1.52	0.270 X 0.550	6.86 X 13.97	150	55	8250	175

⁽¹⁾ Amps and watts are offered ONLY as a guide to the end user.

⁽⁵⁾ Actual shipping weight may vary.

Product Construction:

Conductor:

- 8 through 16 AWG fully annealed stranded bare copper per ASTM B3

Insulation:

- Premium-grade PVC, black
- Duplex parallel design for easy tear-down during installation
- Polarity ridge on one leg for positive circuit identification
- Temperature range: -20°C to +60°C

Jacket Marking:

- Print type: Indent print
- PRYSMIAN CAROL® (SIZE) UNDERGROUND LOW ENERGY CIRCUIT CABLE SUNLIGHT RESISTANT FOR LOW VOLTAGE OUTDOOR LIGHTING E# (UL) -- CSA LL# LVLL 30 V FT1

Applications:

- Low-voltage landscape lighting
- Low-voltage security lighting

Industry Approvals:

- UL Listed underground low-energy circuit cable
- UL Listed for outdoor applications
- UL Listed for direct burial applications
- CSA Approved
- RoHS Compliant

Packaging:

- 500' (513.4 m) spools
- Other put-ups available on special order

Notes:

Outdoor Extension Cords

6



Index	Page
FrogHide® Ultra Flex® Lighted Extension Cords	43
Lifetime Plus® Super Flex® Lighted Extension Cords	44
Safety Orange® Extension Cords	45
Outdoor Powr-Center® Extension Cords	46
All Weather Extension Cords	47
High Visibility All Weather Extension Cords	47

Prysmian, under the Carol® Brand name, offers a complete line of high-quality Outdoor Extension Cords designed to provide the best electrical performance for your application.

Carol's FrogHide® Ultra Flex® extension cords are the most flexible, durable rubber outdoor cords on the market with a name you won't forget, and they now feature a connector end that lights up to indicate the power is on. FrogHide cords are bonded to the caps and connectors, with heavy-duty strain reliefs built in for lasting strength, even in rough applications. Plus, they are resistant to water, oil, ozone and chemicals. FrogHide cords feature an exclusive personal identification system, so you can claim them as your own. They are easy to spot on the job, thanks to the bold, bright green color. FrogHide extension cords come with a limited lifetime warranty.

Lifetime Plus® Super Flex® extension cords have a connector end that lights up to indicate the power is on. Twice as flexible as other extension cords, the high-visibility yellow cord resists moisture and will not crack in arctic cold or melt in desert heat. The super-tough jacket provides extra resistance to cracking and abrasion. Lifetime Plus extension cords remain flexible to -50°C.

The Carol line of All Weather extension cords and High Visibility All Weather extension cords are designed for excellent performance, even in freezing temperatures. These blue outdoor cords remain flexible to -50°C.

Safety Orange® general-purpose outdoor extension cords and Powr-Centers® are basic necessities for every household tool box. The familiar orange jacket provides excellent visibility for improved safety on the job.

FrogHide® Ultra Flex® Lighted Extension Cords

3-Conductor Grounded • Type SJOW • -40°C to 90°C • 300 Volts



CATALOG NUMBER	NO. OF COND.	AWG SIZE	LENGTH OF CORD (FT)	COLOR OF JACKET	POWER RATING			PKG. PER CTN.	WT./ UNIT LBS	WT./ CTN. LBS	UPC CODE
					VOLTS	AMPS	WATTS				
06425.63.06L	3	14	25	Green	125	15	1875	10	3.0	30	079407064250
06450.63.06L	3	14	50	Green	125	15	1875	6	6.0	36	079407064502
06400.63.06L	3	14	100	Green	125	13	1625	4	11.4	46	079407064007
06225.61.06L	3	12	25	Green	125	15	1875	6	4.3	26	079407062256
06250.61.06L	3	12	50	Green	125	15	1875	4	7.9	32	079407062508
06200.61.06L	3	12	100	Green	125	15	1875	2	15.9	32	079407062003



Product Description:

Carol® Brand FrogHide® Ultra Flex® extension cords are the most flexible, durable rubber outdoor cords on the market with a name you won't forget, and they now feature a connector end that lights up to indicate the power is on. FrogHide cords are bonded to the caps and connectors with heavy-duty strain reliefs built in for lasting strength, even in rough applications. Plus, they are resistant to water, oil, ozone and chemicals. FrogHide cords feature an exclusive personal identification system, so you can claim them as your own. They are easy to spot on the job, thanks to the bold, bright green color. FrogHide extension cords come with a limited lifetime warranty.

Product Warranty:

Carol® Brand FrogHide® Ultra Flex® Limited Lifetime Warranty
 This product is covered by a limited lifetime warranty against manufacturing defects. If you are not satisfied with this cord, return it with the original packaging to Prysmian, 4 Tesseneer Drive, Highland Heights, KY 41076 for evaluation. This warranty does not cover damage to the cord from long-term use, abuse or from failure to follow electrical codes, laws and regulations relating to building or construction, including Article 590 of the National Electrical Code®. This warranty gives you specific legal rights, and you may also have other rights that vary from state to state.

Product Construction:

- Conductor:**
 - 14 AWG or 12 AWG stranded bare copper
- Insulation:**
 - Premium-grade, color-coded 90°C EPDM
- Jacket:**
 - CPE; green
 - Temperature range: -40°C to 90°C
 - Voltage rating: 300 volts
- NEMA Configuration:**
 - 5-15P/5-15R

Applications:

- Chain saws
- Wet/dry vacs
- Orbital sanders
- Other outdoor equipment

Features:

- Connector lights up with power
- New technology bonds cap and connector
- Ultra-flexible
- Heavy-duty strain relief
- Personal identification system
- Resistant to water, oil, ozone and chemicals
- Limited lifetime warranty
- 3-conductor grounded

Industry Approvals:

- UL Listed
- OSHA Acceptable



Lifetime Plus® Super Flex® Lighted Extension Cords

3-Conductor Grounded · Type SJTW · -50°C to 60°C · 300 Volts



CATALOG NUMBER	NO. OF COND.	AWG SIZE	LENGTH OF CORD (FT)	COLOR OF JACKET	TYPE	POWER RATING			PKG. PER CTN.	WT./UNIT LBS	WT./CTN. LBS	UPC CODE
						VOLTS	AMPS	WATTS				
1 GROUNDED OUTLET												
03387.63.05	3	16	25	Yellow	SJTW	125	13	1625	12	1.7	20	079407033874
03390.63.05	3	14	25	Yellow	SJTW	125	15	1875	12	2.5	30	079407033904
03391.63.05	3	14	50	Yellow	SJTW	125	15	1875	6	4.7	28	079407033911
03392.63.05	3	14	100	Yellow	SJTW	125	13	1625	4	9.2	37	079407033928
03397.61.05	3	12	25	Yellow	SJTW	125	15	1875	6	3.7	22	079407033973
03398.61.05	3	12	50	Yellow	SJTW	125	15	1875	4	7.0	28	079407033980
03399.61.05	3	12	100	Yellow	SJTW	125	15	1875	2	13.1	26	079407033997
3 GROUNDED OUTLETS												
03350.63.05	3	12	2	Yellow	SJTW	125	15	1875	6	1.0	6	079407033508
03351.61.05	3	12	25	Yellow	SJTW	125	15	1875	6	4.2	25	079407416592
03352.61.05	3	12	50	Yellow	SJTW	125	15	1875	4	7.5	30	079407416608
03353.61.05	3	12	100	Yellow	SJTW	125	15	1875	2	13.6	27	079407416615

Product Description:

Lifetime Plus® Super Flex® extension cords have a connector end that lights up to indicate the power is on. Twice as flexible as other extension cords, the high-visibility yellow cord resists moisture and will not crack in arctic cold or melt in desert heat. The super-tough jacket provides extra resistance to cracking and abrasion. The Lifetime Plus extension cords have a limited lifetime warranty and remain flexible to -40°C.

Product Construction:

- Conductor:**
 - 16 AWG, 14 AWG or 12 AWG stranded bare copper per ASTM B174
- Insulation:**
 - Premium-grade, color-coded PVC
- Jacket:**
 - PVC; yellow
 - Temperature range: -40°C to 60°C
 - Voltage rating: 300 volts
- NEMA Configuration:**
 - 5-15P/5-15R

Applications:

- Chain saws
- Wet/dry vacs
- Orbital sanders
- Other outdoor equipment

Features:

- Lights up with power
- Super-flexible
- Weather- and water-resistant
- Limited lifetime warranty
- 3-conductor grounded
- 1 grounded outlet: 16 AWG-12 AWG
- 3 grounded outlets: 12 AWG only

Industry Approvals:

- UL Listed
- OSHA Acceptable

Safety Orange® Extension Cords

3-Conductor Grounded • Type SJTW • -40°C to 60°C • 300 Volts

CATALOG NUMBER	NO. OF COND.	AWG SIZE	LENGTH OF CORD (FT)	COLOR OF JACKET	POWER RATING			PKG. PER CTN.	WT./UNIT LBS	WT./CTN. LBS	UPC CODE
					VOLTS	AMPS	WATTS				
03318.63.04	3	16	10	Orange	125	13	1625	24	0.8	19	079407033188
03327.63.04	3	16	25	Orange	125	13	1625	24	1.8	43	079407033270
03354.63.04	3	16	50	Orange	125	13	1625	12	3.4	40	079407033546
03302.63.04	3	16	100	Orange	125	10	1250	4	6.6	26	079407033027
03328.63.04	3	14	25	Orange	125	15	1875	6	2.4	14	079407033287
03356.63.04	3	14	50	Orange	125	15	1875	4	4.6	18	079407033560
03304.63.04	3	14	100	Orange	125	13	1625	2	9.0	18	079407033041
06826.63.04	3	12	25	Orange	125	15	1875	4	3.4	14	079407068265
06853.63.04	3	12	50	Orange	125	15	1875	2	6.6	13	079407068531
06801.63.04	3	12	100	Orange	125	15	1875	2	13.0	26	079407068012



Product Construction:

Conductor:

- 16 AWG through 12 AWG stranded bare copper per ASTM B174

Insulation:

- Premium-grade, color-coded PVC

Jacket:

- PVC; orange
- Temperature range: -40°C to 60°C
- Voltage rating: 300 volts

NEMA Configuration:

- 5-15P/5-15R

Applications:

- General use indoor/outdoor cord
- Vacuum cleaners
- Floor polishers
- Sanders
- Other power equipment

Features:

- Indoor/outdoor use
- 3-conductor grounded

Industry Approvals:

- UL Listed
- OSHA Acceptable

Outdoor Powr-Center® Extension Cords

3-Conductor Grounded • Types STW, SJEOW and SJTW • -40°C to 60 °C
 • 300 and 600 Volts



CATALOG NUMBER	NO. OF COND.	AWG SIZE	LENGTH OF CORD (FT)	COLOR OF JACKET	POWER RATING			PKG. PER CTN.	WT./UNIT LBS	WT./CTN. LBS	UPC CODE
					VOLTS	AMPS	WATTS				

STW-600 V

00594.63.04	3	12	2	Orange	125	15	1875	6	1.0	6	079407005949
00596.61.04	3	12	50	Orange	125	15	1875	2	11.1	22	079407005963
00597.61.04	3	12	100	Orange	125	15	1875	2	21.7	43	079407005970

SJTW-300 V

00690.63.04	3	14	10	Orange	125	15	1875	12	1.2	15	079407006908
00691.63.04	3	14	25	Orange	125	15	1875	6	2.6	16	079407006915
00692.63.04	3	14	50	Orange	125	15	1875	4	4.7	19	079407006922
00694.63.04	3	12	10	Orange	125	15	1875	12	1.8	22	079407006946
00696.63.04	3	12	50	Orange	125	15	1875	2	7.0	14	079407006960
00697.63.04	3	12	100	Orange	125	15	1875	2	13.4	27	079407006977

ALL WEATHER HIGH VISIBILITY SJEOW-300 V

00790.63.07	3	14	10	Blue	125	15	1875	12	1.3	16	079407007905
00791.63.07	3	14	25	Blue	125	15	1875	6	2.7	16	079407007912
00792.63.07	3	14	50	Blue	125	15	1875	4	4.8	19	079407007929
00793.63.07	3	14	100	Blue	125	13	1625	2	9.0	18	079407007936
00787.63.05	3	12	50	Yellow	125	15	1875	2	6.5	13	079407007875
00788.63.05	3	12	100	Yellow	125	15	1875	2	13.0	26	079407007882

Product Construction:

Conductor:

- 14 AWG or 12 AWG stranded bare copper per ASTM B174

Insulation:

- Premium-grade, color-coded PVC

Jacket:

- PVC; orange, TPE; blue or yellow
- Temperature range: -40 °C to 60 °C
- Voltage rating: 300 and 600 volts

NEMA Configuration:

- 5-15P/5-15R

Applications:

- General use indoor/outdoor cord
- Chain saws
- Wet/dry vacs
- Orbital sanders
- Other power equipment

Features:

- Indoor/outdoor use
- 3 grounded outlets

Industry Approvals:

- UL Listed
- OSHA Acceptable

All Weather Extension Cords

3-Conductor Grounded • Type SJEOW • -50 °C to 105 °C • 300 Volts

CATALOG NUMBER	NO. OF COND.	AWG SIZE	LENGTH OF CORD (FT)	COLOR OF JACKET	POWER RATING			PKG. PER CTN.	WT./UNIT LBS	WT./CTN. LBS	UPC CODE
					VOLTS	AMPS	WATTS				
03654.63.07	3	16	25	Blue	125	13	1625	4	1.8	7	079407036547
03655.63.07	3	16	50	Blue	125	13	1625	4	3.2	13	079407036554
03660.63.07	3	14	25	Blue	125	15	1875	4	2.2	9	079407036608
03661.63.07	3	14	50	Blue	125	15	1875	4	4.3	17	079407036615
03662.63.07	3	14	100	Blue	125	13	1625	2	8.0	16	079407036622
03667.63.07	3	12	50	Blue	125	15	1875	2	6.5	13	079407036677
03668.63.07	3	12	100	Blue	125	15	1875	2	12.5	25	079407036684



Product Description:

The Carol® line of All Weather Extension Cords are designed for excellent performance, even in freezing temperatures. The blue outdoor cords remain flexible and resist cracking to -50 °C.

Product Construction:

Conductor:

- 16 AWG through 12 AWG stranded bare copper per ASTM B174

Insulation:

- Premium-grade, color-coded PVC

Jacket:

- TPE; blue
- Temperature range: -50 °C to 105 °C
- Voltage rating: 300 volts

NEMA Configuration:

- 5-15P/5-15R

Applications:

- Snow blowers
- Engine heaters
- Battery chargers
- Other outdoor equipment

Features:

- Flexible from -50 °C to 105 °C
- For harsh weather conditions
- 3-conductor grounded

Industry Approvals:

- UL Listed
- OSHA Acceptable

High Visibility All Weather Extension Cords

3-Conductor Grounded • Type SJEOW • -50 °C to 105 °C • 300 Volts

CATALOG NUMBER	NO. OF COND.	AWG SIZE	LENGTH OF CORD (FT)	COLOR OF JACKET	POWER RATING			PKG. PER CTN.	WT./UNIT LBS	WT./CTN. LBS	UPC CODE
					VOLTS	AMPS	WATTS				
03685.61.05	3	10	50	Yellow	125	15	1875	2	12.5	25	079407036851
03686.61.05	3	10	100	Yellow	125	15	1875	2	24.5	49	079407036868



Product Construction:

Conductor:

- 10 AWG stranded bare copper per ASTM B174

Insulation:

- Premium-grade, color-coded premium PVC

Jacket:

- TPE; yellow
- Temperature range: -50 °C to 105 °C
- Voltage rating: 300 volts

NEMA Configuration:

- 5-15P/5-15R

Applications:

- Heavy construction equipment
- Air compressors
- Circular saws
- Generators

Industry Approvals:

- UL Listed
- OSHA Acceptable



OSHA Acceptable
Occupational Safety and Health
Administration



Application-Specific Extension Cords

7



Prysmian offers a complete line of Power Supply Replacement Cords for use with power tools and household appliances. The three-conductor cords have either right angle or straight caps with a variety of plug configurations. The free ends are conveniently slit for ease of connection.

Carol® Brand Range Cords and Dryer Cords are available in three-wire and four-wire constructions, with an assortment of plug configurations. They are designed to accommodate virtually any household oven/range or clothes dryer.

Carol offers a wide assortment of Major Appliance Extension Cords with a variety of plug and cap configurations for use with air conditioners, refrigerators, freezers, microwave ovens, dehumidifiers and other large household appliances.

Index	Page
Pro Flex® Rubber Extension Cords	49
Coiled Power Tool Extension Cords and Power Supply Cords	49
Power Supply Replacement Cords	49-50, 52
Range Cords	51
Dryer Cords	51
Air Conditioner Replacement Cords	51
Major Appliance Cords	52

Pro Flex® Rubber Extension Cords

3-Conductor Grounded • Type SJ • 60°C • 300 Volts

CATALOG NUMBER	NO. OF COND.	AWG SIZE	LENGTH OF CORD (FT)	COLOR OF JACKET	POWER RATING			NEMA CONFIG.	PKG. PER CTN.	WT./UNIT LBS	WT./CTN. LBS	UPC CODE
					VOLTS	AMPS	WATTS					
06610.63.01	3	16	10	Black	125	13	1625	5-15P/5-15R	24	0.7	17	079407066100
06625.63.01	3	16	25	Black	125	13	1625	5-15P/5-15R	24	1.7	40	079407066254
06911.63.01	3	14	25	Black	125	15	1875	5-15P/5-15R	12	2.3	14	079407069118



Product Construction:

Conductor:

- 16 AWG through 14 AWG stranded bare copper per ASTM B174

Insulation:

- Premium-grade, color-coded EPDM

Jacket:

- CPE; black
- Temperature: 60°C
- Voltage rating: 300 volts

Applications:

- Floor polishers
- Sanders

Features:

- General use indoor cord
- 3-conductor grounded

Industry Approvals:

- UL Listed
- OSHA Acceptable for indoor use

Coiled Power Tool Extension Cords and Power Supply Cords

2 and 3 Conductor • Type SJT • 60°C • 300 Volts

CATALOG NUMBER	NO. OF COND.	AWG SIZE	LENGTH OF CORD (FT)	COLOR OF JACKET	POWER RATING			NEMA CONFIG.	PKG. PER CTN.	WT./UNIT LBS	WT./CTN. LBS	UPC CODE
					VOLTS	AMPS	WATTS					
06014.60.04	3	16	10	Orange	125	13	1625	5-15P/5-15R	10	1.1	11	079407060146
02551.70.01	3	16	12	Black	125	15	1875	5-15P	10	1.1	11	079407025510



Product Construction:

Conductor:

- 16 AWG stranded bare copper per ASTM B174

Insulation:

- Premium-grade, color-coded PVC

Jacket:

- PVC; orange or black
- Voltage rating: 300 volts

Applications:

- Workshop and tool bench use

Features:

- Coiled cord expands from 3' to 10' or 12'
- Right-angle plug helps prevent the cord from being pulled from the socket

Features (cont'd.):

- 06014.60.04 and 02551.70.01 are 3-conductor grounded

Industry Approvals:

- UL Listed
- OSHA Acceptable

Power Supply Replacement Cords with Switch

3-Conductor Grounded • Type SJT • 60°C • 300 Volts

CATALOG NUMBER	NO. OF COND.	AWG SIZE	LENGTH OF CORD (FT)	COLOR OF JACKET	POWER RATING			NEMA CONFIG.	SWITCH SPEED	PKG. PER CTN.	WT./UNIT LBS	WT./CTN. LBS	UPC CODE
					VOLTS	AMPS	WATTS						
02336.70.01	3	16	10	Black	125	13	1650	5-15P	1 Speed (On/Off)	25	0.9	22	07940743242

Product Construction:

Conductor:

- 16 AWG stranded bare copper per ASTM B174

Insulation:

- Premium-grade, color-coded PVC

Jacket:

- PVC; black

Applications:

- For replacement use
- For fan replacements

Features:

- Switch
- Straight plug
- Conductor stripped 5/8"
- Jacket removed 2"

Industry Approvals:

- UL Listed
- CSA



Power Supply Replacement Cords

3-Conductor Grounded • Types SJ, SJOW and SJOOW • 60° C • 300 Volts



CATALOG NUMBER	CORD TYPE	NO. OF COND.	AWG SIZE	LENGTH OF CORD (FT)	COLOR OF JACKET	POWER RATING			NEMA CONFIG.	PLUG CONFIG.	PKG. PER CTN.	WT./UNIT LBS	WT./CTN. LBS	UPC CODE
						VOLTS	AMPS	WATTS						
02685.70.01	SJOOW	3	18	8	Black	125	10	1250	5-15P	Straight	25	0.6	14	079407026852
02686.70.01	SJOW	3	16	8	Black	125	13	1625	5-15P	Straight	35	0.7	24	079407026869
04932.70.01	SJ	3	16	12	Black	125	13	1625	5-15P	Straight	50	0.8	40	079407049325
04929.70.01	SJ	3	16	9	Black	125	13	1625	5-15P	Straight	50	0.6	30	079407049295
04926.70.01	SJ	3	16	6	Black	125	13	1625	5-15P	Straight	50	0.6	28	079407049264

Product Construction:

Conductor:

- 18 AWG or 16 AWG stranded bare copper per ASTM B174

Insulation:

- Premium-grade, color-coded EPDM

Jacket:

- CPE; black

Applications:

- For replacement use

Features:

- For replacement use
- Straight plug

Industry Approvals:

- UL Listed
- CSA

Power Supply Replacement Cords

2 and 3 Conductor • Types SJT and ST • 60° C • 300 Volts and 600 Volts



CATALOG NUMBER	CORD TYPE	NO. OF COND.	AWG OF CORD SIZE	LENGTH OF CORD (FT)	COLOR OF JACKET	POWER RATING			NEMA CONFIG.	PLUG CONFIG.	PKG. PER CTN.	WT./UNIT LBS	WT./CTN. LBS	UPC CODE
						VOLTS	AMPS	WATTS						
300 Volt														
02523.73.01	SJT	3	18	3	Black	125	10	1250	5-15P	Straight	50	0.2	12	079407025237
01364.70.01	SJT	3	18	8'2"	Black	125	10	1250	5-15P	Straight	50	0.5	25	079407213641
02524.73.01	SJT	3	16	3	Black	125	13	1625	5-15P	Straight	50	0.3	14	079407025244
02547.70.01	SJT	3	16	6	Black	125	13	1625	5-15P	Straight	25	0.5	13	079407018444
01513.70.01	SJT	3	16	8'2"	Black	125	13	1625	5-15P	Straight	45	0.7	32	079407315130
04949.60.10	SJT	3	16	9	Gray	125	13	1625	5-15P	Straight	50	0.7	35	079407049493
01614.70.01	SJT	3	16	12	Black	125	13	1625	5-15P	Straight	50	0.9	44	079407016143
01278.70.01	SJT	2	16	8	Black	125	13	1625	1-15P	Straight	30	0.5	14	079407012787
01950.70.01	SJT	3	14	8	Black	125	15	1875	5-15P	Straight	50	0.8	41	079407019502
600 Volt														
01951.70.01	ST	3	12	8	Black	125	15	1875	5-15P	Straight	25	1.8	45	079407719518

With Switch	CORD TYPE	NO. OF COND.	AWG SIZE	LENGTH OF CORD (FT)	COLOR OF JACKET	POWER RATING			NEMA CONFIG.	PLUG CONFIG.	SWITCH SPEED	PKG. PER CTN.	WT./UNIT LBS	WT./CTN. LBS	UPC CODE
						VOLTS	AMPS	WATTS							
01732.70.01	SJT	3	18	8	Black	125	10	1250	5-15P	Straight	1 Speed (On/Off)	25	0.7	18	079407017324
02053.70.01	SJT	3	18	12	Black	125	10	1250	5-15P	Straight	1 Speed (On/Off)	15	0.8	12	079407020539

With Strain Relief	CORD TYPE	NO. OF COND.	AWG SIZE	LENGTH OF CORD (FT)	COLOR OF JACKET	POWER RATING			NEMA CONFIG.	PLUG CONFIG.	STRAIN RELIEF	PKG. PER CTN.	WT./UNIT LBS	WT./CTN. LBS	UPC CODE
						VOLTS	AMPS	WATTS							
02548.70.01	SJT	3	16	6	Black	125	13	1625	5-15P	Straight	7" From Free End	25	0.5	13	079407025480

With Receptacle Only	CORD TYPE	NO. OF COND.	AWG OF CORD SIZE	LENGTH OF CORD (FT)	COLOR OF JACKET	POWER RATING			NEMA CONFIG.	RECEPTACLE CONFIG.	PKG. PER CTN.	WT./UNIT LBS	WT./CTN. LBS	UPC CODE
						VOLTS	AMPS	WATTS						
04530.73.01	SJT	3	16	3	Black	125	13	1625	5-15R	Straight	50	0.2	9	079407045303

Product Construction:

Conductor:

- 18 AWG through 12 AWG stranded bare copper per ASTM B174

Insulation:

- Premium-grade, color-coded PVC

Jacket:

- PVC; black or gray

Applications:

- For replacement use

Features:

- Straight plug
- Conductor stripped 3/8"
- Jacket removed 2"

Industry Approvals:

- UL Listed
- CSA



Range Cords

Type SRDT • 50 Amps • 60° C • 300 Volts

CATALOG NUMBER	NO. OF COND.	AWG SIZE	LENGTH OF CORD (FT)	COLOR OF JACKET	POWER RATING			NEMA CONFIG.	PKG. PER CTN.	WT./ UNIT LBS	WT./ CTN. LBS	UPC CODE
					VOLTS	AMPS	WATTS					
05604.63.10	3	2#6 & 1#8	4	Gray	250	50	12500	10-50P	12	1.8	22	079407056040
05606.63.10	3	2#6 & 1#8	6	Gray	250	50	12500	10-50P	12	2.6	31	079407056064
00604.63.01	4	2#6 & 2#8	4	Black	250	50	12500	14-50P	12	2.2	27	079407006045
00606.63.01	4	2#6 & 2#8	6	Black	250	50	12500	14-50P	6	3.2	19	079407006069

Product Construction:

Conductor:

- 8 AWG through 6 AWG stranded bare copper per ASTM B174

Insulation:

- Premium-grade PVC; black or gray

Applications:

- Ranges in homes built prior to 1997 (3-conductor)
- Ranges in homes built after 1997 (4-conductor)

Features:

- Right-angle cap
- Eyelet ends for safer hookups
- Strain-relief clamp protects cord from damage caused by pulling or stretching

Industry Approvals:

- UL Listed



Dryer Cords

Type SRDT • 30 Amps • 60° C • 300 Volts

CATALOG NUMBER	NO. OF COND.	AWG SIZE	LENGTH OF CORD (FT)	COLOR OF JACKET	POWER RATING			NEMA CONFIG.	PKG. PER CTN.	WT./ UNIT LBS	WT./ CTN. LBS	UPC CODE
					VOLTS	AMPS	WATTS					
05654.63.10	3	3#10	4	Gray	250	30	7500	10-30P	12	1.2	14	079407056545
05656.63.10	3	3#10	6	Gray	250	30	7500	10-30P	12	1.5	18	079407056569
01004.63.01	4	4#10	4	Black	250	30	7500	14-30P	12	1.5	18	079407010042
01006.63.01	4	4#10	6	Black	250	30	7500	14-30P	6	2.1	12	079407010066

Product Construction:

Conductor:

- 10 AWG stranded bare copper per ASTM B174

Insulation:

- Premium-grade, color-coded PVC

Jacket:

- PVC; black or gray

Applications:

- Dryers in homes built prior to 1997 (3-conductor)
- Dryers in homes built after 1997 (4-conductor)

Features (cont'd):

- Strain-relief clamp protects cord from damage caused by pulling or stretching

Industry Approvals:

- UL Listed
- Meets revised 1997 NEC requirements



Air Conditioner Replacement Cords

3-Conductor Grounded • Type SPT-3 • 60° C • 300 Volts

CATALOG NUMBER	NO. OF COND.	AWG SIZE	LENGTH OF CORD (FT)	COLOR OF JACKET	POWER RATING			PLUG CONFIG.	NEMA CONFIG.	PKG. PER CTN.	WT./ UNIT LBS	WT./ CTN. LBS	UPC CODE
					VOLTS	AMPS	WATTS						
04194.60.17	3	14	3	Beige	125	15	1875	Straight	5-15P	24	0.3	8	079407041947
04195.60.17	3	14	6	Beige	125	15	1875	Straight	5-15P	24	0.6	15	079407041954
04199.60.17	3	12	6	Beige	250	20	5000	Right Angle	6-20P	24	0.9	22	079407041992

Product Construction:

Conductor:

- 12 AWG and 14 AWG stranded bare copper per ASTM B174

Insulation:

- Premium-grade, color-coded PVC

Jacket:

- PVC; beige

Applications:

- For replacement use with air conditioners

Features:

- Conductor stripped 5/8"
- Free end slit 1 1/2"

Industry Approvals:

- UL Listed



Major Appliance Cords

3-Conductor Grounded • Type SPT-3 • 15 and 20 Amps • 60° C • 300 Volts

CATALOG NUMBER	NO. OF COND.	AWG SIZE	LENGTH OF CORD (FT)	COLOR OF JACKET	POWER RATING			NEMA CONFIG.	PKG. PER CTN.	WT./UNIT LBS	WT./CTN. LBS	UPC CODE
					VOLTS	AMPS	WATTS					
00436.63.17	3	14	6	Beige	125	15	1875	5-15P/5-15R	24	0.6	15	079407004362
00439.63.17	3	14	9	Beige	125	15	1875	5-15P/5-15R	24	0.9	21	079407004393
00442.63.17	3	14	12	Beige	125	15	1875	5-15P/5-15R	12	1.2	14	079407004423
00762.63.17	3	12	9	Beige	250	20	5000	6-20P/6-20R	24	1.4	34	079407007622
00772.63.17	3	12	9	Beige	125	20	2500	5-20P/5-20R	24	1.4	34	079407007721



Product Construction:

Conductor:

- 12 and 14 AWG stranded bare copper per ASTM B174

Insulation:

- Premium-grade PVC; beige

Applications:

- Air conditioners
- Refrigerators
- Freezers
- Microwaves
- Dehumidifiers

Features:

- Molded right-angle plug

Industry Approvals:

- UL Listed

Power Supply Replacement Cords

3-Conductor Grounded • Types SPT-1 and SPT-3 • 60° C • 300 Volts

CATALOG NUMBER	CORD TYPE	NO. OF COND.	AWG SIZE	LENGTH OF CORD (FT)	COLOR OF JACKET	POWER RATING			NEMA CONFIG.	PLUG CONFIG.	PKG. PER CTN.	WT./UNIT LBS	WT./CTN. LBS	UPC CODE
						VOLTS	AMPS	WATTS						
02050.70.10	SPT-1	3	18	8	Gray	125	10	1250	5-15P	Straight	50	0.4	21	079407020508
02522.73.01	SPT-3	3	16	6	Black	125	13	1625	5-15P	Straight	25	0.6	14	079407025220
04106.73.10	SPT-3	3	16	6	Gray	125	13	1625	5-15P	Right Angle	50	0.4	22	079407041060
04103.73.10	SPT-3	3	16	3	Gray	125	13	1625	5-15P	Right Angle	100	0.3	26	079407041039
04806.73.10	SPT-3	3	16	6	Gray	125	13	1625	5-15P	Straight	50	0.4	19	079407048069
04803.73.10	SPT-3	3	16	3	Gray	125	13	1625	5-15P	Straight	100	0.3	27	079407048038



Product Construction:

Conductor:

- 18 AWG and 16 AWG stranded bare copper per ASTM B174

Insulation:

- Premium-grade, color-coded PVC

Jacket:

- PVC; black, gray or beige

Applications:

- For replacement use

Features:

- Conductor stripped 5/8"
- Free end slit 1 1/2"

Industry Approvals:

- UL Listed

Plug-it® Extension Cord Accessories

8



Index	Page
Plug-it® Powr-Center® Adapter	54
Powr-Reel™ with 3 Outlets	55
Plug-it® Ground Fault Circuit Interrupter (GFCI) and Surge Protector Plug	55

- The Plug-it® Powr-Center® Adapter features three outlets in a “T” configuration, adapting a single extension cord for more uses.
- The Plug-it® Ground Fault Circuit Interrupter (GFCI) and Surge Protector Plug connects to any standard extension cord. This handy pocket-size adapter detects power leaks and cuts off electricity in less than a second to prevent electric shock. It is designed for use anywhere ground fault protection is desired, including job sites, workshops, garages, kitchens, bathrooms or outdoor outlets, and features convenient test and reset buttons.

Plug-it® Powr-Center® Adapter

“T” Configuration—Adapt extension cords for different uses



CATALOG NUMBER	VOLTS	AMPS	WATTS	PKG. PER CTN.	WT./ UNIT LBS	WT./ CTN. LBS	UPC CODE	COLOR
04781.96.17	125	15	1875	5	0.6	3	079407047819	Beige

Product Construction:

Body:

- PVC; beige

Applications:

- Adapts a single extension cord for multiple uses

Features:

- 3 convenient outlets

Industry Approvals:

- UL Listed

Powr-Reel™ with 3 Outlets

3-Conductor Grounded • Type SJTW • 90 °C • 300 Volts

CATALOG NUMBER	NO. OF COND.	AWG SIZE	LENGTH OF CORD (FT)	COLOR OF JACKET	POWER RATING			PKG. PER CTN.	WT./ UNIT LBS	WT./ CTN. LBS	UPC CODE
					VOLTS	AMPS	WATTS				
44623.61.01	3	16	25	Yellow	125	10	1250	4	2.7	11	079407446230



Product Construction:

Conductor:

- 16 AWG stranded bare copper per ASTM B174

Insulation:

- Premium-grade, color-coded PVC

Jacket:

- PVC; yellow
- Voltage rating: 300 volts

Applications:

- Shop tools

Features:

- Tangle-Proof® instant cord storage
- Sturdy metal reel case
- 3 grounded outlets
- Cord locks in place; pull on cord to engage retractable reel

Industry Approvals:

- UL Listed
- OSHA Acceptable

Plug-it® Ground Fault Circuit Interrupter (GFCI) and Surge Protector Plug

CATALOG NUMBER	POWER RATING			PKG. PER CTN.	WT./ UNIT LBS	WT./ CTN. LBS	UPC CODE
	VOLTS	AMPS	WATTS				
D7524.13.05	125	15	1875	6	0.3	2	079407075249



Product Description:

The Plug-it® Ground Fault Circuit Interrupter and Surge Protector Plug detects power leaks and cuts off electricity in less than one second to prevent electric shock.

Product Construction:

Body:

- PVC; yellow

Applications:

- Use anywhere GFCI protection is desired: job sites, kitchens, bathrooms, garages and workshops

Features:

- Detects power leaks and cuts electricity off in less than a second to prevent electric shock
- Test and reset buttons
- Use with any standard extension cord
- Use indoor or outdoor
- Protects electrical circuitry from voltage fluctuations
- Maximum clamping voltage - 790 volts
- MOV - 80 joules

Industry Approvals:

- UL Listed
- OSHA Acceptable

Specialty Extension Cords and Lighting

9



Carol® Brand Specialty Extension Cord Products are uniquely designed for specific uses by contractors, do-it-yourselfers and homeowners alike.

The Shock Safe® 3-outlet Powr-Center® has a built-in ground fault circuit interrupter (GFCI) for detecting power leaks. Featuring weather-resistant test and reset buttons, the GFCI cuts off electricity to prevent electric shock.

Carol offers 3-outlet Powr-Centers® for use when multiple outlets are needed indoors. The three-conductor cords are designed specifically for household, office or workshop use.

Carol offers three-conductor standard Utility Lights with plastic or metal guards. Our Brooder Lamp and Clamp Lights are also available to meet your lighting needs.

Index	Page
Shock Safe® Ground Fault Circuit Interrupter (GFCI) Powr-Center®	57
Household Powr-Centers®	57
Plastic Guard Utility Light	58
Metal Guard Utility Light	58
Clamp Light	59

Shock Safe® Ground Fault Circuit Interrupter (GFCI) Powr-Center®

3 Conductor • Type SJTW • -40°C to 60°C • 300

POWR-CENTER® WITH 3 OUTLETS

CATALOG NUMBER	NO. OF COND.	AWG SIZE	LENGTH OF CORD (FT)	COLOR OF JACKET	POWER RATING			PKG. PER CTN.	WT./UNIT LBS	WT./CTN. LBS	UPC CODE
					VOLTS	AMPS	WATTS				
04000.63.05	3	12	2	Yellow	125	15	1875	6	1.3	8	07940704001

Product Description:

The Shock Safe® 3-outlet Powr-Center® has a built-in GFCI for detecting power leaks. Featuring weather-resistant test and reset buttons, the GFCI cuts off electricity to prevent electric shock.

Product Construction:

Conductor:

- 12 AWG stranded bare copper per ASTM B174

Insulation:

- Premium-grade, color-coded PVC

Jacket:

- PVC; yellow
- Temperature range: -40°C to 60°C
- Voltage rating: 300 volts

Applications:

- Power tools
- Appliances

Features:

- Integral GFCI detects power leaks and cuts off electricity to prevent electric shock
- Test and reset buttons
- 3-conductor grounded

Industry Approvals:

- UL Listed
- OSHA Acceptable



Household Powr-Centers®

3-Conductor Grounded • Types SPT-3 and SJT • 60°C • 300 Volts

CATALOG NUMBER	NO. OF COND.	AWG SIZE	LENGTH OF CORD (FT)	COLOR OF JACKET	POWER RATING			PKG. PER CTN.	WT./UNIT LBS	WT./CTN. LBS	UPC CODE
					VOLTS	AMPS	WATTS				
TYPE SJT											
00565.63.17	3	16	9	Beige	125	13	1625	12	0.7	8	079407005659

Product Construction:

Conductor:

- 16 AWG or 14 AWG stranded bare copper per ASTM B174

Insulation:

- Premium-grade, color-coded PVC

Jacket:

- PVC; beige
- Voltage rating: 300 volts

Applications:

- Clocks
- Lamps
- Holiday lighting
- Other household appliances

Features:

- 3 grounded outlets

Industry Approvals:

- UL Listed



Plastic Guard Utility Light

3-Conductor Grounded • Type SJT • 300 Volts

CATALOG NUMBER	NO. OF COND.	AWG SIZE	LENGTH OF CORD (FT)	COLOR OF JACKET	POWER RATING			PKG. PER CTN.	WT./ UNIT LBS	WT./ CTN. LBS	UPC CODE
					VOLTS	AMPS	WATTS				
04497.60.05	3	16	50	Yellow	125	13	1650	6	3.5	21	079407044979

While Supplies Last



Product Construction:

Conductor:

- 16 AWG stranded bare copper per ASTM B174

Insulation:

- Premium-grade, color-coded PVC

Jacket:

- PVC; yellow
- Voltage rating: 300 volts

Applications:

- Temporary lighting
- For general use only
- Not for use in hazardous locations

Features:

- Side outlet
- On/off switch
- 75-watt bulb maximum
- Swivel hook
- Polypropylene guard

Industry Approvals:

- UL Listed
- OSHA Acceptable for general use

Metal Guard Utility Light

3-Conductor Grounded • Type SJT • 300 Volts

CATALOG NUMBER	NO. OF COND.	AWG SIZE	LENGTH OF CORD (FT)	COLOR OF JACKET	POWER RATING			NEMA CONFIG.	PKG. PER CTN.	WT./ UNIT LBS	WT./ CTN. LBS	UPC CODE
					VOLTS	AMPS	WATTS					
04455.60.05	3	16	25	Yellow	125	13	1650	15-15P	12	1.8	22	079407044559
04457.60.05	3	16	50	Yellow	125	13	1650	15-15P	6	3.5	21	079407044573

While Supplies Last



Product Construction:

Conductor:

- 16 AWG stranded bare copper per ASTM B174

Insulation:

- Premium-grade, color-coded PVC

Jacket:

- PVC; yellow
- Voltage rating: 300 volts

Applications:

- Temporary lighting
- For general use only
- Not for use in hazardous locations

Features:

- Side outlet
- Metal hook
- On/off switch
- 75-watt bulb maximum
- 3-conductor grounded

Industry Approvals:

- UL Listed
- OSHA Acceptable for general use

Clamp Light

2-Conductor Polarized • Type SPT-2 • 105°C • 300 Volts

CATALOG NUMBER	NO. OF COND.	AWG SIZE	LENGTH OF CORD (FT)	COLOR OF JACKET	POWER RATING		NEMA CONFIG.	PKG. PER CTN.	WT./UNIT LBS	WT./CTN. LBS	UPC CODE
					VOLTS	WATTS					
04170.60.02	2	18	6	White	125	150	1-15P	12	0.8	10	079407041701

Product Construction:

Conductor:

- 18 AWG stranded bare copper per ASTM B174

Insulation:

- Premium-grade PVC; white
- Voltage rating: 300 volts

Applications:

- Temporary lighting

Features:

- 8 1/2" bell shade
- Clamp with protective vinyl sleeve
- Adjustable ball joint
- Switch socket

Industry Approvals:

- UL Listed

While Supplies Last



General Information



As a helpful aid to our customers, this general information section provides useful wire and cable definitions that can assist the designer or application specialist in determining the best cord product specification.

Understanding and using proper wire and cable terminology gains additional importance, given the global application and use of cord and cordset products.

Quick-reference unit conversion and temperature conversion charts included in this section provide you with an understanding of the worldwide applications of our cord products.

Index	Page
Unit Conversion Factors	61
Temperature Conversion Chart	62

Unit Conversion Factors

Unit Conversion Factors

UNIT	X CONSTANT	= UNIT	UNIT	X CONSTANT	= UNIT
BTU	778.0	foot-pound (ft-lb)	gallons	3.785332	liters (l)
BTU	1054.8	joules	gallons	0.13368	cubic foot (ft ³)
BTU	0.293	watt-hours (w-hr)	gallons	231.0	cubic inch (in ³)
centimeters (cm)	0.032808	feet (ft)	gallons	3785.332	cubic centimeter (cm ³)
centimeters (cm)	0.3937	inches (in)	grams (g)	15.432	grains
centimeters (cm)	0.00001	kilometers (km)	gram/centimeter ³ (gm/cm ³)	0.0361275	pounds/in ³ (lb/in ³)
centimeters (cm)	0.010	meters (m)	horsepower (hp)	33000.0	ft-lb/min
centimeters (cm)	10.0	millimeters (mm)	horsepower (hp)	550.0	ft-lb/sec
circular mils	0.00064516	circular millimeters	horsepower (hp)	745.7	watts (w)
circular mils	0.0000007854	inches ² (in ²)	inch (in)	0.027178	yards (yd)
circular mils	0.00050671	square millimeters (mm ²)	inch (in)	0.083333	feet (ft)
circular mils	0.7854	mils ²	inch (in)	0.00002540	kilometer (km)
cubic centimeter (cm ³)	0.000035314	cubic foot (ft ³)	inch (in)	0.025400	meter (m)
cubic centimeter (cm ³)	0.061023	cubic inch (in ³)	inch (in)	2.54000514	centimeter (cm)
cubic centimeter (cm ³)	0.000001	cubic meter (m ³)	inch (in)	25.4000514	millimeter (mm)
cubic centimeter (cm ³)	0.0026417	gallons	inch (in)	1000.0	mils
cubic foot (ft ³)	1728.0	cubic inch (in ³)	joules	0.000948	BTU
cubic foot (ft ³)	28317.016	cubic centimeter (cm ³)	joules	10 ⁷	ergs
cubic inch (in ³)	0.00057870	cubic feet (ft ³)	liters (l)	61.0250	cubic inch (in ³)
cubic inch (in ³)	0.000016387	cubic meter (m ³)	meters (m)	1.093611	yards (yd)
cubic inch (in ³)	16.387162	cubic centimeter (cm ³)	meters (m)	3.2808333	feet (ft)
cubic meter (m ³)	1000000.0	centimeter (cm)	meters (m)	39.37	inch (in)
cubic meter (m ³)	35.314456	cubic foot (ft ³)	meters (m)	100.0	centimeter (cm)
cubic meter (m ³)	264.17	gallons	miles	1760.0	yards (yd)
feet (ft)	0.00018939	miles	miles	5280.0	feet (ft)
feet (ft)	0.33333	yards (yd)	miles	1.6093	kilometer (km)
feet (ft)	12	inches (in)	millimeters (mm)	0.0032808	feet (ft)
feet (ft)	0.00030480	kilometers (km)	millimeters (mm)	0.03937	inch (in)
feet (ft)	0.30480	meters (m)	millimeters (mm)	0.001	meters (m)
feet (ft)	30.480	centimeters (cm)	millimeters (mm)	0.01	centimeters (cm)
feet (ft)	304.80	millimeters (mm)	millimeters (mm)	39.3701	mils
feet/pound (ft/lb)	0.00067197	meters/grams (m/g)	millimeters (mm)	1000.0	microns (u)
foot-pound (ft-lb)	0.001285	BTU	watts (w)	44.25	ft-lb/minute
foot-pound (ft-lb)	1.356	joules	watts (w)	0.737562	ft-lb/sec
foot-pound (ft-lb)	0.1383	kilogram/meter (kg/m)	watts (w)	0.001341	horsepower (hp)
			watt-hours (w-hr)	3.41266	BTU

Temperature Conversion Chart

To use this chart, find your known temperature (°F or °C) in the shaded column. If the known temperature is in °C and you wish to know its value in °F, move to the adjacent right-hand column. If the known temperature is in °F and you wish to know its value in °C, move to the adjacent left-hand column.

Temperature Conversion Formulas

°C =	$\frac{5}{9} (\text{°F} - 32)$
°F =	$(\frac{9}{5} \times \text{°C}) + 32$

°C KNOWN TEMP °F			°C KNOWN TEMP °F			°C KNOWN TEMP °F			°C KNOWN TEMP °F			°C KNOWN TEMP °F		
-45.0	-49.0	-56.2	-17.2	1.0	33.8	10.6	51.0	123.8	38.3	101.0	213.8	66.1	151.0	303.8
-44.4	-48.0	-54.4	-16.7	2.0	35.6	11.1	52.0	125.6	38.9	102.0	215.6	66.7	152.0	305.6
-43.9	-47.0	-52.6	-16.1	3.0	37.4	11.7	53.0	127.4	39.4	103.0	217.4	67.2	153.0	307.4
-43.3	-46.0	-50.8	-15.6	4.0	39.2	12.2	54.0	129.2	40.0	104.0	219.2	67.8	154.0	309.2
-42.8	-45.0	-49.0	-15.0	5.0	41.0	12.8	55.0	131.0	40.6	105.0	221.0	68.3	155.0	311.0
-42.2	-44.0	-47.2	-14.4	6.0	42.8	13.3	56.0	132.8	41.1	106.0	222.8	68.9	156.0	312.8
-41.7	-43.0	-45.4	-13.9	7.0	44.6	13.9	57.0	134.6	41.7	107.0	224.6	69.4	157.0	314.6
-41.1	-42.0	-43.6	-13.3	8.0	46.4	14.4	58.0	136.4	42.2	108.0	226.4	70.0	158.0	316.4
-40.6	-41.0	-41.8	-12.8	9.0	48.2	15.0	59.0	138.2	42.8	109.0	228.2	70.6	159.0	318.2
-40.0	-40.0	-40.0	-12.2	10.0	50.0	15.6	60.0	140.0	43.3	110.0	230.0	71.1	160.0	320.0
-39.4	-39.0	-38.2	-11.7	11.0	51.8	16.1	61.0	141.8	43.9	111.0	231.8	71.7	161.0	321.8
-38.9	-38.0	-36.4	-11.1	12.0	53.6	16.7	62.0	143.6	44.4	112.0	233.6	72.2	162.0	323.6
-38.3	-37.0	-34.6	-10.6	13.0	55.4	17.2	63.0	145.4	45.0	113.0	235.4	72.8	163.0	325.4
-37.8	-36.0	-32.8	-10.0	14.0	57.2	17.8	64.0	147.2	45.6	114.0	237.2	73.3	164.0	327.2
-37.2	-35.0	-31.0	-9.4	15.0	59.0	18.3	65.0	149.0	46.1	115.0	239.0	73.9	165.0	329.0
-36.7	-34.0	-29.2	-8.9	16.0	60.8	18.9	66.0	150.8	46.7	116.0	240.8	74.4	166.0	330.8
-36.1	-33.0	-27.4	-8.3	17.0	62.6	19.4	67.0	152.6	47.2	117.0	242.6	75.0	167.0	332.6
-35.6	-32.0	-25.6	-7.8	18.0	64.4	20.0	68.0	154.4	47.8	118.0	244.4	75.6	168.0	334.4
-35.0	-31.0	-23.8	-7.2	19.0	66.2	20.6	69.0	156.2	48.3	119.0	246.2	76.1	169.0	336.2
-34.4	-30.0	-22.0	-6.7	20.0	68.0	21.1	70.0	158.0	48.9	120.0	248.0	76.7	170.0	338.0
-33.9	-29.0	-20.2	-6.1	21.0	69.8	21.7	71.0	159.8	49.4	121.0	249.8	77.2	171.0	339.8
-33.3	-28.0	-18.4	-5.6	22.0	71.6	22.2	72.0	161.6	50.0	122.0	251.6	77.8	172.0	341.6
-32.8	-27.0	-16.6	-5.0	23.0	73.4	22.8	73.0	163.4	50.6	123.0	253.4	78.3	173.0	343.4
-32.2	-26.0	-14.8	-4.4	24.0	75.2	23.3	74.0	165.2	51.1	124.0	255.2	78.9	174.0	345.2
-31.7	-25.0	-13.0	-3.9	25.0	77.0	23.9	75.0	167.0	51.7	125.0	257.0	79.4	175.0	347.0
-31.1	-24.0	-11.2	-3.3	26.0	78.8	24.4	76.0	168.8	52.2	126.0	258.8	80.0	176.0	348.8
-30.6	-23.0	-9.4	-2.8	27.0	80.6	25.0	77.0	170.6	52.8	127.0	260.6	80.6	177.0	350.6
-30.0	-22.0	-7.6	-2.2	28.0	82.4	25.6	78.0	172.4	53.3	128.0	262.4	81.1	178.0	352.4
-29.4	-21.0	-5.8	-1.7	29.0	84.2	26.1	79.0	174.2	53.9	129.0	264.2	81.7	179.0	354.2
-28.9	-20.0	-4.0	-1.1	30.0	86.0	26.7	80.0	176.0	54.4	130.0	266.0	82.2	180.0	356.0
-28.3	-19.0	-2.2	-0.6	31.0	87.8	27.2	81.0	177.8	55.0	131.0	267.8	82.8	181.0	357.8
-27.8	-18.0	-0.4	0.0	32.0	89.6	27.8	82.0	179.6	55.6	132.0	269.6	83.3	182.0	359.6
-27.2	-17.0	1.4	0.6	33.0	91.4	28.3	83.0	181.4	56.1	133.0	271.4	83.9	183.0	361.4
-26.7	-16.0	3.2	1.1	34.0	93.2	28.9	84.0	183.2	56.7	134.0	273.2	84.4	184.0	363.2
-26.1	-15.0	5.0	1.7	35.0	95.0	29.4	85.0	185.0	57.2	135.0	275.0	85.0	185.0	365.0
-25.6	-14.0	6.8	2.2	36.0	96.8	30.0	86.0	186.8	57.8	136.0	276.8	85.6	186.0	366.8
-25.0	-13.0	8.6	2.8	37.0	98.6	30.6	87.0	188.6	58.3	137.0	278.6	86.1	187.0	368.6
-24.4	-12.0	10.4	3.3	38.0	100.4	31.1	88.0	190.4	58.9	138.0	280.4	86.7	188.0	370.4
-23.9	-11.0	12.2	3.9	39.0	102.2	31.7	89.0	192.2	59.4	139.0	282.2	87.2	189.0	372.2
-23.3	-10.0	14.0	4.4	40.0	104.0	32.2	90.0	194.0	60.0	140.0	284.0	87.8	190.0	374.0
-22.8	-9.0	15.8	5.0	41.0	105.8	32.8	91.0	195.8	60.6	141.0	285.8	88.3	191.0	375.8
-22.2	-8.0	17.6	5.6	42.0	107.6	33.3	92.0	197.6	61.1	142.0	287.6	88.9	192.0	377.6
-21.7	-7.0	19.4	6.1	43.0	109.4	33.9	93.0	199.4	61.7	143.0	289.4	89.4	193.0	379.4
-21.1	-6.0	21.2	6.7	44.0	111.2	34.4	94.0	201.2	62.2	144.0	291.2	90.0	194.0	381.2
-20.6	-5.0	23.0	7.2	45.0	113.0	35.0	95.0	203.0	62.8	145.0	293.0	90.6	195.0	383.0
-20.0	-4.0	24.8	7.8	46.0	114.8	35.6	96.0	204.8	63.3	146.0	294.8	91.1	196.0	384.8
-19.4	-3.0	26.6	8.3	47.0	116.6	36.1	97.0	206.6	63.9	147.0	296.6	91.7	197.0	386.6
-18.9	-2.0	28.4	8.9	48.0	118.4	36.7	98.0	208.4	64.4	148.0	298.4	92.2	198.0	388.4
-18.3	-1.0	30.2	9.4	49.0	120.2	37.2	99.0	210.2	65.0	149.0	300.2	92.8	199.0	390.2
-17.8	0.0	32.0	10.0	50.0	122.0	37.8	100.0	212.0	65.6	150.0	302.0	93.3	200.0	392.0



PRYSMIAN NORTH AMERICA

4 Tesseneer Dr,
Highland Heights, KY
41076
+1 859-572-8000

na.prysmian.com



na.prysmian.com

Follow us



PRYSMIAN NORTH AMERICA

4 Tesseneer Dr,
Highland Heights, KY
41076
+1 859-572-8000

na.prysmian.com



na.prysmian.com

Follow us

