

## Environmental Product Declaration

### Prysmian Low Voltage Aluminum Armor Cable

STABILOY® Brand MC (Metal Clad) Cable, UL Type MC, 600 V

STABILOY® Brand MC (Metal Clad) Cable with PVC Jacket, 600V

NUAL® Brand AC90/ACWU90 Cable, CSA Type AC90, ACWU90, 600V



With 150 years of experience in over 50 countries around the globe, Prysmian is the world leader in the energy and telecom cable industry. Prysmian offers the broadest range of services and know-how in the industry. Each year, Prysmian manufactures thousands of miles of underground and submarine cables and systems for power transmission and distribution, as well as medium and low voltage cables for the construction and infrastructure sectors. The company produces a comprehensive range of optical fibers, copper cables, and connectivity systems for voice, video, and data transmission for the telecommunication sector.

Prysmian is a leader in the industry and a pioneer in sustainability initiatives. The company has adopted a science-based approach and adheres to EPA standards to achieve net-zero emission targets for Scope 1 and 2 by 2035 and Scope 3 by 2050. Scan the QR code below to learn more about Prysmian's sustainability initiatives.



Prysmian's Low Voltage Aluminum Armor Cable line consists of STABILOY® Brand UL Type MC and NUAL® Brand CSA Type AC90/ACWU90. Our high-quality aluminum armor cable is manufactured in the U.S. and delivers long-term, reliable performance in many building applications.

# Environmental Product Declaration




According to

ISO 14025, EN 15804+A2, ISO 14040, ISO 14044

## Prysmian Low Voltage Aluminum Armor Cable Industrial and Construction Cables

This declaration is an environmental product declaration (EPD) in accordance with ISO 14025 and EN 15804+A2. EPDs rely on Life Cycle Assessment (LCA) to provide information on a number of environmental impacts of products over their life cycle. Exclusions: EPDs do not indicate that any environmental or social performance benchmarks are met, and there may be impacts that they do not encompass. LCAs do not typically address the site-specific environmental impacts of raw material extraction, nor are they meant to assess human health toxicity. EPDs can complement but cannot replace tools and certifications that are designed to address these impacts and/or set performance thresholds – e.g. Type 1 certifications, health assessments and declarations, environmental impact assessments, etc. Accuracy of Results: EPDs regularly rely on estimations of impacts, and the level of accuracy in estimation of effect differs for any particular product line and reported impact. Comparability: EPDs are not comparative assertions and are either not comparable or have limited comparability when they cover different life cycle stages, are based on different product category rules or are missing relevant environmental impacts. EPDs from different programs may not be comparable.

EPD PROGRAM AND PROGRAM OPERATOR NAME, ADDRESS, LOGO, AND WEBSITE		
GENERAL PROGRAM INSTRUCTIONS AND VERSION NUMBER		
MANUFACTURER NAME AND ADDRESS	Prysmian Group 4 Tesseneer Road Highland Heights, KY 41076	
DECLARATION NUMBER	EPD843	
DECLARED PRODUCT & FUNCTIONAL UNIT OF DECLARED UNIT	Prysmian Low Voltage Aluminum Armor Cable Functional Unit = To transmit energy expressed for 1A over a distance of 1km during 40 years and a 100% use rate, in accordance with the relevant standards shown in the product technical data sheets. Lifetime and use rate correspond to the application of energy distribution network as defined in the table given in Appendix 6.1. of the specific rules for wire, cables and accessories. over a 75 year building lifetime	
REFERENCE PCR AND VERSION NUMBER	Product Category Rules for Electrical, Electronic and HVAC-R Products, v4.0, 2021. PEP ecopassport Program: Product Specific Rules for Wires, Cables and Accessories, v4.0, 2022.	
DESCRIPTION OF PRODUCT APPLICATION/USE	These Prysmian cable products are primarily used in building applications.	
PRODUCT REFERENCE SERVICE LIFE (RSL) DESCRIPTION	40 Years	
MARKETS OF APPLICABILITY	North America	
DATE OF ISSUE	June 13, 2025	
PERIOD OF VALIDITY	5 Years	
EPD TYPE	Product Specific	
DATASET VARIABILITY	N/A	
EPD SCOPE	Cradle-to-Grave	
YEAR(S) OF REPORTED PRIMARY DATA	2023	
LCA SOFTWARE & VERSION NUMBER	LCA for Experts v10.7.0.183	
LCI DATABASE(S) & VERSION NUMBER	Sphera Managed Content & USLCI v2.0	
LCIA METHODOLOGY & VERSION NUMBER	TRACI 2.1; CML 4.1	
The sub-category PCR review was conducted by:		
This declaration was independently verified in accordance with ISO 14025: 2006. The "PEP ecopassport Program: Product Category Rules for Electrical, Electronic and HVAC-R Products, v4.0, 2021." based on EN 15804:2012+A2:2019, serves as the core PCR. The supporting PSR is the "PEP ecopassport Program: Product Specific Rules for Wires, Cables and Accessories, v4.0, 2022." <input type="checkbox"/> INTERNAL <input checked="" type="checkbox"/> EXTERNAL		
This life cycle assessment was conducted in accordance with ISO 14044 and the reference PCR by:	 Thomas P Gloria, Ph. D Industrial Ecology Consultants	
This life cycle assessment was independently verified in accordance with ISO 14044 and the reference PCR by:		

Environmental declarations from different programs (ISO 14025) may not be comparable.

Comparison of the environmental performance using EPD information shall consider all relevant information modules over the full life cycle of the products within the building.

This PCR allows EPD comparability only when the same functional requirements between products are ensured and the requirements of EN 15804:2012+A2:2019 are met. It should be noted that different LCA software and background LCI datasets may lead to differences results for upstream or downstream of the life cycle stages declared.

## Prysmian Low Voltage Aluminum Armor Cable Industrial and Construction Cables

### General Information

#### Description of Company/Organization

Prysmian, a global provider of cabling solutions, is leading the charge in the energy transition and digital transformation. With 150 years of experience in over 50 countries around the globe, the company's business strategy is a testament to its understanding of market dynamics, focusing on the development of resilient, high-performing, sustainable, and innovative cable solutions across the Transmission, Power Grid, Electrification, and Digital Solutions segments.

#### Product Description

Prysmian's **STABILOY® Brand MC (Metal Clad) Cables** are made with STABILOY® Brand AA-8000 aluminum alloy conductors which are lightweight and provide increased flexibility for easy installation. The conductor is insulated with Flame-retardant Cross-linked Polyethylene (XLPE). The armor is interlocked aluminum. PVC jacket is optional.

Additional features include:

- Oil Resistant PRI/PRII
- Gas and Oil Res GRI/GRII
- 4 AWG and larger meets cold bend and cold impact tests at -40°C
- Excellent electrical, thermal and physical properties
- UV/sunlight-resistant, for CT use, moisture-resistant and flame-retardant insulation

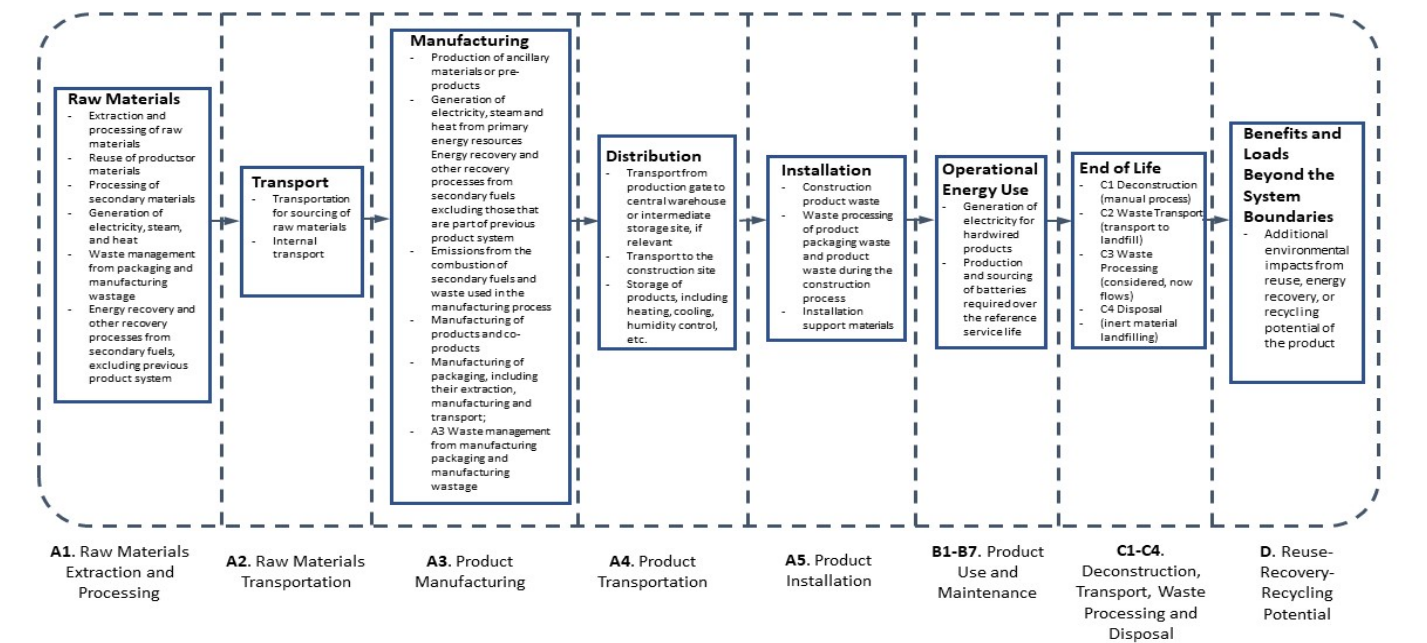
Prysmian's **NUAL® Brand AC90/ACWU90 Cables** are made with STABILOY® Brand AA-8000 aluminum alloy conductors which are lightweight and provide increased flexibility for easy installation. The conductor is insulated with Flame-retardant Cross-linked Polyethylene (XLPE). The armor is interlocked aluminum. PVC jacket is only for ACWU90 type.

Additional features include:

- Rated 90°C dry locations (AC90). Rated 90°C wet or dry locations (ACWU90)
- UV/sunlight-resistant, moisture-resistant and flame-retardant insulation
- Meets cold and bend impact test at -40°C
- Excellent electrical, thermal and physical properties
- Excellent crush, oil and chemical resistance
- Rated AG14 (Acid Gas) (ACWU90)

Prysmian Low Voltage Aluminum Armor Cable  
Industrial and Construction Cables

Flow Diagram



Manufacturer Specific EPD

This product-specific EPD was developed based on the cradle-to-grave (modules A1-D) life cycle assessment. The EPD accounts for raw material extraction and processing, transport, product manufacturing, distribution, installation, use, maintenance, disposal, and potential benefits and loads following the end of life disposal. Manufacturing data were gathered directly from company personnel. For EPDs with product groups, an impact assessment was completed for each product and the highest impacts were reported as representations of the product group. The rest of the products in each group are represented through scaling factor tables and can be independently calculated.

## Prysmian Low Voltage Aluminum Armor Cable Industrial and Construction Cables

### Application

Prysmian STABILOY® Brand MC cable is designed for above-ground applications and is approved for use in many applications including cable tray, power lighting and signal circuits as well as in hazardous locations as permitted in NEC Articles 501, 502, 503 and 504. Ideal applications include services, feeders and branch circuits, power lighting and signal circuits, indoors, cable tray, hazardous locations per NEC®, dry locations and embedded in plaster finish on brick or other masonry except in damp or wet conditions, and interior temporary power. Maximum operating temperature not to exceed 90°C in wet or dry locations.

Prysmian Jacketed STABILOY® MC cable is used in single phase feeder applications within multi-family residential and similar commercial constructions. Additional applications for STABILOY® MC cable with PVC jacket over armor include outdoors, in cable tray, direct buried, encased in concrete, exterior/interior temporary power, as aerial cable on a messenger and in hazardous locations per NEC®. Maximum operating temperature not to exceed 90°C in wet or dry locations.

### Material Composition

The primary product components and/or materials must be indicated as a percentage mass to enable the user of the EPD to understand the composition of the product in delivery status.

The average composition of a Prysmian STABILOY® Aluminum Metal Clad Cable 900 kcmil, 4-Conductor with 900 kcmil Drain Wire cable is as follows:

Material	Percentage in mass (%)
	Maximum
Colorant	0.90%
Conductor	86.35%
Insulation	12.40%
Tape	0.35%
Total	100.00%

Prysmian Low Voltage Aluminum Armor Cable  
Industrial and Construction Cables

Technical Details

For the declared product, the following technical data in the delivery status must be provided with reference to the test standard:

Technical Data	
General Specifications	
Conductor	6 AWG thru 2 AWG Class B compact stranded aluminum alloy (8000 Series) per ASTM B800 and ASTM B801 1 AWG thru 350 kcmil compact stranded SIW aluminum alloy (8000 Series) per ASTM B800, ASTM B801 and ASTM B836 400 kcmil thru 900 kcmil Class B compact stranded aluminum alloy (8000 Series) per ASTM B800 and ASTM B801
Insulation	Flame-retardant Cross-linked Polyethylene (XLPE)

## Prysmian Low Voltage Aluminum Armor Cable

Industrial and Construction Cables

---

### Placing on the Market / Application Rules

---

The standards that can be applied for STABILOY® Brand MC (Metal Clad) Cable are:

- ASTM B800, ASTM B801, ASTM B836
- UL 1569 Metal-Clad Cables
- UL 44 Type XHHW-2
- National Electrical Code (NEC®)
- CT UL 1685
- UL 2556 FT4/IEEE 1202
- OSHA Acceptable
- RoHS Compliant

The standards that can be applied for NUAL® Brand ACWU90 Cable are:

- ASTM B800, ASTM B801, ASTM B836
- CSA C22.2 No. 38
- CSA C22.2 No. 51
- CSA C22.2 No. 174 (Hazardous Locations)
- Canadian Electrical Code (CEC)
- CSA FT1 and FT4
- OSHA Acceptable
- RoHS Compliant

---

### Properties of Declared Product as Shipped

---

Prysmian Low Voltage Aluminum Armor Cables are cut on standard lengths, packed in no-returnable coils and delivered as a complete product.

# Environmental Product Declaration



According to  
ISO 14025, EN 15804+A2, ISO  
14040, ISO 14044

Prysmian Low Voltage Aluminum Armor Cable  
Industrial and Construction Cables

## Methodological Framework

### Functional Unit

Name	Value	Unit
Functional unit	To transmit energy expressed for 1A over a distance of 1km during 40 years and a 100% use rate, in accordance with the relevant standards shown in the product technical data sheets. Lifetime and use rate correspond to the application of energy distribution network as defined in the table given in Appendix 6.1. of the specific rules for wire, cables and accessories.	
Maximum Mass	8478	kg
Conversion factor to 1 kg	0.0001	-

### System Boundary

This is a cradle to grave Environmental Product Declaration. The following life cycle phases were considered:

Product Stage			Construction Process Stage		Use Stage							End of Life Stage*				Benefits and Loads Beyond the System Boundaries
Raw material supply	Transport	Manufacturing	Transport from gate to the site	Construction/ installation process	Use	Maintenance	Repair	Replacement	Refurbishment	Operational energy use	Operational water use	Deconstruction /demolition	Transport	Waste processing	Disposal	Reuse-Recovery- Recycling potential
A1	A2	A3	A4	A5	B1	B2	B3	B4	B5	B6	B7	C1	C2	C3	C4	D
X	X	X	X	X	X	X	X	X	X	X	X	X	X	X	X	X

Description of the System Boundary Stages Corresponding to the PCR

(X = Included; MND = Module Not Declared)

\*This includes provision of all materials, products and energy, packaging processing and its transport, as well as waste processing up to the end-of waste state or disposal of final residues.

### Reference Service Life

The reference service life of a properly installed Prysmian STABILOY® Aluminum Metal Clad Cable 900 kcmil, 4-Conductor with 900 kcmil Drain Wirecable is 40 years.

## Prysmian Low Voltage Aluminum Armor Cable Industrial and Construction Cables

### Allocation

---

Allocation of manufacturing was determined by mass, in kilogram per kilometer.

### Cut-off Criteria

---

Processes whose total contribution to the final result, with respect to their mass and in relation to all considered impact categories, is less than 1% can be neglected. The sum of the neglected processes may not exceed 5% by mass of the considered impact categories. For that a documented assumption is admissible.

For Hazardous Substances the following requirements apply:

- The Life Cycle Inventory (LCI) of hazardous substances will be included, if the inventory is available.
- If the LCI for a hazardous substance is not available, the substance will appear as an input in the LCI of the product, if its mass represents more than 0.1% of the product composition.
- If the LCI of a hazardous substance is approximated by modeling another substance, documentation will be provided.

This EPD is in compliance with the cut-off criteria. No processes were neglected or excluded. Capital items for the production processes (machine, buildings, etc.) were not taken into consideration.

### Data Sources

---

Primary data were collected for every process in the product system under the control of Prysmian. Secondary data from the Sphera database were utilized when necessary. These data were evaluated and have temporal, geographic, and technical coverage appropriate to the scope of the product category.

### Data Quality

---

The data sources used are complete and representative of global systems in terms of the geographic and technological coverage and are a recent vintage (i.e. less than ten years old). The data used for primary data are based on direct information sources of the manufacturers. Secondary data sets were used for raw materials extraction and processing, end of life, transportation, and energy production flows. Wherever secondary data is used, the study adopts critically reviewed data for consistency, precision, and reproducibility to limit uncertainty.

### Period Under Review

---

The period under review is the full calendar year of 2023.

### Treatment of Biogenic Carbon

---

The uptake and release of biogenic carbon throughout the product life cycle follows EN15805+A2 Section 6.4.4.

### Comparability and Benchmarking

---

A comparison or an evaluation of EPD data is only possible if all data sets to be compared were created according to EN 15804+A2 and the building context, respectively the product-specific characteristics of performance, are taken into account. Environmental declarations from different programs may not be comparable. Full conformance with the PCR allows for EPD comparability only when all stages a product's life cycle have been considered. However, variations and deviations are possible.

Prysmian Low Voltage Aluminum Armor Cable  
Industrial and Construction Cables

Estimates and Assumptions

End of Life

In the End of Life phase, aluminum is assumed to have a 70% recycling rate in accordance with the PEP PCR.

Units

The LCA results within this EPD are reported in SI units.

Additional Environmental Information

Background data

For life cycle modeling of the considered products, the LCA for Experts Software System for Life Cycle Engineering, developed by Sphera, is used. The Sphera database contains consistent and documented datasets which are documented online. To ensure comparability of results in the LCA, the basic data of the Sphera database were used for energy, transportation, and auxiliary materials.

Manufacturing

This study includes the impacts from six of Prysmian's manufacturing facilities which produce building wire. Conductor materials come either pre-drawn or go through a drawing process at the manufacturing site. The conductor then goes through a stranding process. Jacketing is extruded to size and applied to cables as appropriate along with any insulation or additional cable components. The cables are packaged on reels and sent to customer.



# Environmental Product Declaration



According to  
ISO 14025, EN 15804+A2, ISO  
14040, ISO 14044

Prysmian Low Voltage Aluminum Armor Cable  
Industrial and Construction Cables

## Packaging

All packaging is fully recyclable. The packaging material is composed of a wooden or steel reel.

Material	Quantity (% By Weight)
	Maximum
Wood	100.00%
Total	100.00%

## Transportation

Transport to Building Site (A4)		
Name	Max	Unit
Fuel type	Diesel	
Liters of fuel	38	l/100km
Transport distance	800	km
Capacity utilization (including empty runs)	85	%
Gross density of products transported	-	kg/m <sup>3</sup>
Weight of products transported	8478	kg
Volume of products transported	-	m <sup>3</sup>

## Product Installation

Prysmian has established guidelines in HSE for installation processes, beginning with the development of a HSE plan. The HSE plan will be developed with specific site Environmental and Health concerns that might arise during installation process. Management and installation team will all be trained on the HSE plan prior to installation.

Installation into the building (A5)		
Name	Max	Unit
Water consumption	-	m <sup>3</sup>
Other energy carriers	-	MJ
Product loss per functional unit	4.24E+02	kg
Waste materials at construction site	4.54E+02	kg
Output substance (recycle)	2.56E+02	kg
Output substance (landfill)	1.68E+02	kg
Output substance (incineration)	0.00E+00	kg
Packaging waste (recycle)	0.00E+00	kg
Packaging waste (landfill)	1.48E+01	kg
Packaging waste (incineration)	1.48E+01	kg
Direct emissions to ambient air*, soil, and water	5.47E+01	kg CO <sub>2</sub>
VOC emissions	-	kg

\*CO<sub>2</sub> emissions to air from disposal of packaging

Reference Service Life		
Name	Value	Unit
Reference Service Life	40	years
Replacements	0	-

# Environmental Product Declaration



According to  
ISO 14025, EN 15804+A2, ISO  
14040, ISO 14044

Prysmian Low Voltage Aluminum Armor Cable  
Industrial and Construction Cables

## Product Use

No cleaning, maintenance, repair, or refurbishment is required.

Operational energy use was modeled as use phase losses determined by the IEC 61156-5 standard. The maximum loss values for each cable category are detailed in the table below and were used in the B6 stage.

The operational energy use is presented under the assumption that the cable experiences a current of 1 Amp, but certain Prysmian products have an E3X coating that results in an energy saving effect at higher amperages. It is assumed that the use of E3X will reduce energy losses by 5%. The equation used to calculate the use phase is:

$$E = Z * I^2 * \Delta t$$

Where:

Z = linear resistivity of the cable in  $\Omega/\text{km}$ , provided by Prysmian

L = current in A, assumption is 1 A

$\Delta t$  = use time in seconds, assumption is 40 years

Operational Energy Use (B6)		
Name	Max	Unit per RSL
Water consumption (from tap, to sewer)	-	m <sup>3</sup>
Electricity consumption	23.88	kWh
Other energy carriers	-	MJ
Equipment output	-	kW
Direct emissions to ambient air, soil, and water	-	kg

## Disposal

The product can be mechanically disassembled to separate the different materials. The majority of components are disposed of through recycling, incineration, and landfill, in accordance with the PCR.

End of life (C1-C4)		
Name	Max	Unit
Collected separately	5.12E+03	kg
Collected as mixed construction waste	3.35E+03	kg
Reuse	0.00E+00	kg
Recycling	5.12E+03	kg
Landfilling	3.35E+03	kg
Incineration with energy recovery	0.00E+00	kg
Removals of biogenic carbon	-	kg

# Environmental Product Declaration



According to  
ISO 14025, EN 15804+A2, ISO  
14040, ISO 14044

**Prysmian Low Voltage Aluminum Armor Cable**  
Industrial and Construction Cables

## Re-use Phase

Re-use of the product is not common, but a large amount of the metals in this material will be recycled.

Re-Use, recovery, And/Or Recycling Potential (D)		
Name	Max	Unit
Net energy benefit from energy recovery from waste treatment declared as exported energy in C3 (R>0.6)	0.00	MJ
Net energy benefit from thermal energy due to treatment of waste declared as exported energy in C4 (R<0.6)	0.00	MJ
Net energy benefit from material flow declared in C3 for energy recovery	0.00	MJ
Process and conversion efficiencies	-	
Further assumptions for scenario development (e.g. further processing technologies, assumptions on correction factors);	These products are almost entirely metals and the recycling rate from the PCR and the benefit for module D is calculated by the benefit of recycling product at the end of life.	

## System Boundary

This is a cradle to grave Environmental Product Declaration. The following life cycle phases were considered:

Product Stage			Construction Process Stage		Use Stage							End of Life Stage*				Benefits and Loads Beyond the System Boundaries
Raw material supply	Transport	Manufacturing	Transport from gate to the site	Construction/ installation process	Use	Maintenance	Repair	Replacement	Refurbishment	Operational energy use	Operational water use	Deconstruction /demolition	Transport	Waste processing	Disposal	Reuse-Recovery- Recycling potential
A1	A2	A3	A4	A5	B1	B2	B3	B4	B5	B6	B7	C1	C2	C3	C4	D
X	X	X	X	X	X	X	X	X	X	X	X	X	X	X	X	X

Description of the System Boundary Stages Corresponding to the PCR

(X = Included; MND = Module Not Declared)

\*This includes provision of all materials, products and energy, packaging processing and its transport, as well as waste processing up to the end-of waste state or disposal of final residues.

# Environmental Product Declaration



According to  
ISO 14025, EN 15804+A2, ISO  
14040, ISO 14044

Prysmian Low Voltage Aluminum Armor Cable  
Industrial and Construction Cables

## LCA Results - Maximum Impact - Results for STABILOY® Aluminum Metal Clad Cable 900 kcmil, 4-Conductor with 900 kcmil Drain Wire

Results shown below were calculated using TRACI 2.1 Methodology.

TRACI 2.1 Impact Assessment											
Parameter	Parameter	Unit	A1-A3	A4	A5	B6	C2	C3	C4	D	Total
GWP	Global warming potential	kg CO <sub>2</sub> -Eq.	5.69E+04	6.29E+02	3.92E+03	1.08E+01	3.35E-03	1.18E+03	3.26E+01	-5.33E+04	6.27E+04
ODP	Depletion potential of the stratospheric ozone layer	kg CFC-11 Eq.	6.52E-05	2.38E-08	3.29E-06	1.25E-12	1.27E-13	9.63E-13	1.77E-12	9.94E-09	6.85E-05
AP Air	Acidification potential for air emissions	kg SO <sub>2</sub> -Eq.	3.93E+02	3.78E+00	2.48E+01	1.37E-02	2.01E-05	3.47E-01	2.04E-01	-1.63E+02	4.22E+02
EP	Eutrophication potential	kg N-Eq.	6.68E+00	2.09E-01	7.22E-01	1.13E-03	1.11E-06	9.70E-03	9.06E-03	-9.70E+00	7.63E+00
SP	Smog formation potential	kg O <sub>3</sub> -Eq.	3.17E+03	1.04E+02	2.96E+02	1.99E-01	5.54E-04	2.36E+00	3.80E+00	-3.09E+03	3.58E+03
FFD	Fossil Fuel Depletion	MJ-surplus	5.04E+04	1.11E+03	4.00E+03	1.16E+01	5.92E-03	5.72E+01	5.57E+01	-4.59E+04	5.57E+04

\*Stages B1 through B7 and C1 through C4 have been considered and only those with non-zero values have been reported

Results shown below were calculated using CML 2001 - April 2013 Methodology.

CML 4.1 Impact Assessment											
Parameter	Parameter	Unit	A1-A3	A4	A5	B6	C2	C3	C4	D	Total
GWP	Global warming potential	kg CO <sub>2</sub> -Eq.	5.63E+04	6.30E+02	3.92E+03	1.09E+01	3.36E-03	1.18E+03	3.29E+01	-5.34E+04	6.20E+04
ODP	Depletion potential of the stratospheric ozone layer	kg CFC-11 Eq.	6.38E-05	2.37E-08	3.22E-06	7.41E-11	1.26E-13	5.69E-11	1.04E-10	-4.32E-07	6.70E-05
AP Air	Acidification potential for air emissions	kg SO <sub>2</sub> -Eq.	4.24E+02	3.10E+00	2.53E+01	1.31E-02	1.65E-05	2.89E-01	1.90E-01	-1.50E+02	4.53E+02
EP	Eutrophication potential	kg(PO <sub>4</sub> ) <sup>3</sup> -Eq.	1.72E+01	5.53E-01	1.93E+00	1.45E-03	2.94E-06	2.52E-02	2.14E-02	-1.86E+01	1.98E+01
POCP	Formation potential of tropospheric ozone photochemical oxidants	kg ethane-Eq.	3.09E+01	3.62E-01	2.10E+00	1.13E-03	1.93E-06	9.76E-03	1.54E-02	-1.24E+01	3.33E+01
ADPE	Abiotic depletion potential for non-fossil resources	kg Sb-Eq.	9.19E-03	2.61E-07	4.60E-04	1.31E-06	1.39E-12	9.31E-06	1.02E-05	-2.24E-02	9.67E-03
ADPF	Abiotic depletion potential for fossil resources	MJ	7.00E+05	8.02E+03	4.56E+04	1.31E+02	4.27E-02	5.42E+02	4.21E+02	-5.03E+05	7.55E+05

\*Stages B1 through B7 and C1 through C4 have been considered and only those with non-zero values have been reported

# Environmental Product Declaration



According to  
ISO 14025, EN 15804+A2, ISO  
14040, ISO 14044

## Prysmian Low Voltage Aluminum Armor Cable Industrial and Construction Cables

Results below contain the resource use throughout the life cycle of the product.

EN15804+A2											
Parameter	Parameter	Unit	A1-A3	A4	A5	B6	C2	C3	C4	D	Total
GWP-total	Climate change - total	kg CO <sub>2</sub> -Eq.	5.71E+04	6.32E+02	3.77E+03	1.10E+01	3.36E-03	1.18E+03	3.31E+01	-5.37E+04	6.27E+04
GWP-fossil	Climate change - fossil	kg CO <sub>2</sub> -Eq.	5.71E+04	6.32E+02	3.71E+03	1.10E+01	3.36E-03	1.18E+03	3.29E+01	-5.37E+04	6.27E+04
GWP-biogenic	Climate change - biogenic	kg CO <sub>2</sub> -Eq.	-5.47E+01	0.00E+00	5.47E+01	0.00E+00	0.00E+00	0.00E+00	0.00E+00	0.00E+00	0.00E+00
GWP-luluc	Climate change - land use and land use change	kg CO <sub>2</sub> -Eq.	5.64E-01	0.00E+00	6.77E-02	1.12E-03	0.00E+00	3.07E-02	1.97E-01	-1.04E+01	8.61E-01
ODP	Ozone depletion	kg CFC-11 Eq.	6.46E-05	1.64E-08	3.25E-06	6.29E-11	8.72E-14	4.84E-11	8.87E-11	-3.66E-07	6.78E-05
AP	Acidification	mol H <sup>+</sup> Eq.	4.78E+02	4.18E+00	2.94E+01	1.48E-02	2.23E-05	1.90E-01	2.34E-01	-1.82E+02	5.12E+02
EP-freshwater	Eutrophication aquatic freshwater	kg P-Eq.	2.43E-02	1.80E-04	1.03E-02	6.08E-06	9.57E-10	1.82E-05	7.51E-05	-7.39E-02	3.49E-02
EP-marine	Eutrophication aquatic marine	kg N Eq.	4.88E+01	1.61E+00	4.63E+00	3.28E-03	8.57E-06	4.06E-02	6.02E-02	-4.94E+01	5.52E+01
EP-terrestrial	Eutrophication terrestrial	mol N Eq.	5.33E+02	1.76E+01	4.98E+01	3.55E-02	9.35E-05	8.70E-01	6.63E-01	-5.38E+02	6.02E+02
POCP	Photochemical ozone formation	NMVOE Eq.	1.81E+02	4.74E+00	1.54E+01	9.60E-03	2.53E-05	1.13E-01	1.84E-01	-1.38E+02	2.01E+02
ADP-minerals&metals	Depletion of abiotic resources - minerals and metals	kg Sb Eq.	8.47E-04	0.00E+00	4.14E-05	1.06E-06	0.00E+00	3.34E-06	2.13E-06	-5.11E-03	8.95E-04
ADP-fossil	Depletion of abiotic resources - fossil fuels	mol N Eq.	7.27E+05	8.09E+03	4.70E+04	1.83E+02	4.31E-02	5.70E+02	4.34E+02	-6.15E+05	7.83E+05
WDP	Water use	m <sup>3</sup> world Eq. deprived	6.36E+02	0.00E+00	3.05E+01	2.17E+00	0.00E+00	9.21E+01	3.76E+00	-8.96E+03	7.65E+02
PM	Particulate matter emissions	Disease incidence	7.33E-03	1.65E-05	3.89E-04	1.37E-07	8.79E-11	2.15E-06	2.93E-06	-3.98E-03	7.74E-03
IRP	Ionizing radiation, human health	kBq U235 Eq.	4.22E+02	1.42E-16	1.60E+01	1.51E+00	7.57E-22	8.68E-01	5.26E-01	-4.12E+03	4.41E+02
ETP-fw	Ecotoxicity (freshwater)	CTUe	3.44E+05	1.17E+04	3.28E+04	2.92E+01	6.24E-02	5.61E+02	2.89E+02	-1.46E+05	3.89E+05
HTP-c	Human toxicity, cancer effects	CTUh	5.67E-06	1.70E-07	5.11E-07	1.45E-09	9.06E-13	1.49E-08	5.91E-09	-4.10E-05	6.37E-06
HTP-nc	Human toxicity, non-cancer effects	CTUh	3.72E-04	1.16E-05	3.42E-05	2.48E-08	6.17E-11	1.34E-06	2.28E-07	-4.72E-04	4.19E-04
SQP	Land use related impacts/Soil quality	dimensionless	2.05E+03	0.00E+00	4.63E+01	2.03E+01	0.00E+00	5.12E+01	1.19E+02	-1.28E+05	2.28E+03

Results below contain the resource use throughout the life cycle of the product.

Resource Use											
Parameter	Parameter	Unit	A1-A3	A4	A5	B6	C2	C3	C4	D	Total
RPR <sub>E</sub>	Renewable primary energy as energy carrier	MJ	4.16E+03	0.00E+00	8.57E+01	4.71E+01	0.00E+00	3.61E+01	7.57E+01	-4.03E+05	4.40E+03
RPR <sub>M</sub>	Renewable primary energy resources as material utilization	MJ	0.00E+00	0.00E+00	0.00E+00	0.00E+00	0.00E+00	0.00E+00	0.00E+00	0.00E+00	0.00E+00
NRPR <sub>E</sub>	Nonrenewable primary energy as energy carrier	MJ	7.26E+05	8.09E+03	4.70E+04	1.83E+02	4.31E-02	5.70E+02	4.34E+02	-6.15E+05	7.82E+05
NRPR <sub>M</sub>	Nonrenewable primary energy as material utilization	MJ	0.00E+00	0.00E+00	0.00E+00	0.00E+00	0.00E+00	0.00E+00	0.00E+00	0.00E+00	0.00E+00
SM	Use of secondary material	kg	0.00E+00	0.00E+00	0.00E+00	0.00E+00	0.00E+00	0.00E+00	0.00E+00	0.00E+00	0.00E+00
RSF	Use of renewable secondary fuels	MJ	0.00E+00	0.00E+00	0.00E+00	0.00E+00	0.00E+00	0.00E+00	0.00E+00	0.00E+00	0.00E+00
NRSF	Use of nonrenewable secondary fuels	MJ	0.00E+00	0.00E+00	0.00E+00	0.00E+00	0.00E+00	0.00E+00	0.00E+00	0.00E+00	0.00E+00
RE	Energy recovered from disposed waste	MJ	0.00E+00	0.00E+00	0.00E+00	0.00E+00	0.00E+00	0.00E+00	0.00E+00	0.00E+00	0.00E+00
FW	Use of net fresh water	m <sup>3</sup>	1.91E+01	0.00E+00	8.85E-01	6.61E-02	0.00E+00	2.16E+00	1.15E-01	-2.74E+02	2.23E+01

\*All use phase and disposal stages have been considered and only those with non-zero values have been reported

# Environmental Product Declaration



According to  
ISO 14025, EN 15804+A2, ISO  
14040, ISO 14044

Prysmian Low Voltage Aluminum Armor Cable  
Industrial and Construction Cables

Results below contain the output flows and wastes throughout the life cycle of the product.

Output Flows and Waste Categories											
Parameter	Parameter	Unit	A1-A3	A4	A5	B6	C2	C3	C4	D	Total
HWD	Hazardous waste disposed	kg	1.11E-04	0.00E+00	5.28E-06	1.06E-07	0.00E+00	9.71E-08	1.08E-07	-4.36E-04	1.17E-04
NHWD	Non-hazardous waste disposed	kg	6.58E+02	0.00E+00	3.75E+02	5.24E-02	0.00E+00	1.03E+02	2.20E+03	-2.42E+04	3.34E+03
HLRW	High-level radioactive waste	kg	5.10E+00	0.00E+00	2.24E-01	1.82E-02	0.00E+00	1.00E-02	4.55E-03	-4.06E+01	5.35E+00
ILLRW	Intermediate- and low-level radioactive waste	kg	0.00E+00	0.00E+00	0.00E+00	0.00E+00	0.00E+00	0.00E+00	0.00E+00	0.00E+00	0.00E+00
CRU	Components for re-use	kg	0.00E+00	0.00E+00	0.00E+00	0.00E+00	0.00E+00	0.00E+00	0.00E+00	0.00E+00	0.00E+00
MR	Materials for recycling	kg	5.12E+03	0.00E+00	2.56E+02	0.00E+00	0.00E+00	0.00E+00	5.12E+03	0.00E+00	1.05E+04
MER	Materials for energy recovery	kg	0.00E+00	0.00E+00	0.00E+00	0.00E+00	0.00E+00	0.00E+00	0.00E+00	0.00E+00	0.00E+00
EE	Recovered energy exported from system	MJ	0.00E+00	0.00E+00	0.00E+00	0.00E+00	0.00E+00	0.00E+00	0.00E+00	0.00E+00	0.00E+00

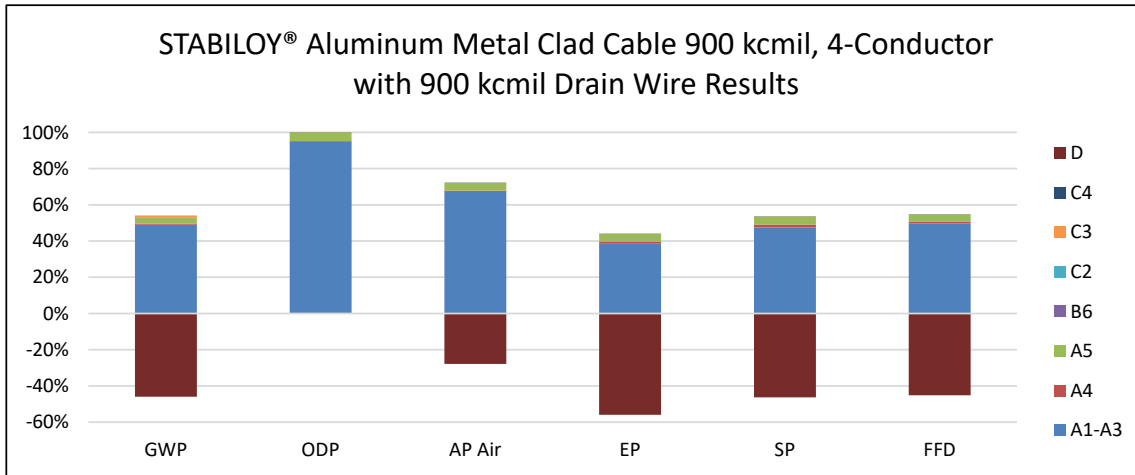
\*All use phase and disposal stages have been considered and only those with non-zero values have been reported

Biogenic Carbon Contents										
Parameter	Unit	A1-A3	A4	A5	B6	C2	C3	C4	D	Total
Biogenic Carbon Content in Product	kg C	0.00E+00	0.00E+00	0.00E+00	0.00E+00	0.00E+00	0.00E+00	0.00E+00	0.00E+00	0.00E+00
Biogenic Carbon Content in Accompanying Packaging	kg C	2.01E+02	0.00E+00	0.00E+00	0.00E+00	0.00E+00	0.00E+00	0.00E+00	0.00E+00	2.01E+02

\*All use phase and disposal stages have been considered and only those with non-zero values have been reported

## LCA Interpretation - Maximum Impact

The production life cycle stage (A1-A3) dominates the impacts across all impact categories. This is due to the upstream production of raw materials used in the product, along with energy use in the manufacturing of the product. The D reuse, recovery, and recycling potential stage shows as a negative value and accounts for the benefit of energy recovery during incineration, and the benefit from recycling material at the end-of-life for a product. Though the energy use (B6) phase does not have a large impact, this is due to the functional unit of 1 AMP, lifetime use may be larger than 1 AMP.



## System Boundary

This is a cradle to grave Environmental Product Declaration. The following life cycle phases were considered:

Product Stage			Construction Process Stage		Use Stage							End of Life Stage*				Benefits and Loads Beyond the System Boundaries
Raw material supply	Transport	Manufacturing	Transport from gate to the site	Construction/ installation process	Use	Maintenance	Repair	Replacement	Refurbishment	Operational energy use	Operational water use	Deconstruction /demolition	Transport	Waste processing	Disposal	Reuse-Recovery- Recycling potential
A1	A2	A3	A4	A5	B1	B2	B3	B4	B5	B6	B7	C1	C2	C3	C4	D
X	X	X	X	X	X	X	X	X	X	X	X	X	X	X	X	X

Description of the System Boundary Stages Corresponding to the PCR

(X = Included; MND = Module Not Declared)

\*This includes provision of all materials, products and energy, packaging processing and its transport, as well as waste processing up to the end-of waste state or disposal of final residues.

## Prysmian Low Voltage Aluminum Armor Cable Industrial and Construction Cables

### Scaling Factor Tables

For EPDs with product groups, an impact assessment was completed for each product and the highest impacts were reported as representations of the product group. The rest of the products in each group are represented through scaling factor tables and can be independently calculated.

To use these scaling factors, you will need the result from the tables in section 'LCA Results - Maximum Impact' and the chosen cable you are investigating. The scaling factors multiplied by the results above will be the results for that particular cable. For example, if you wanted to know how much A1-A3 GWP impact came from the product below, you would follow the equation below. This equation can be used for all steps of the life cycle, where the scaling factor from each stage is multiplied by the results shown in this study in order to get any of the results.

	Scaling Factor	*	Results	=	Final GWP
NUAL® AC90 6 AWG/3C + 8 AWG GRD	4.47E-02	*	5.69E+04	=	2.55E+03

This equation can be used for all steps of the life cycle, where the scaling factor from each stage is multiplied by the results shown in this study in order to get any of the results. The scaling factors below are split into A1-A3 factors, which have each main impact category distinct from the others. This is due to the fact that the manufacturing site and the raw materials used in each cable can vary tremendously in these category. The A4-D categories are mostly based on weight of the cable, the individual impact category does not have as much variability and can be assumed to be the same. C2-D will all have the same scaling factor, and therefore, the scaling factor for these can be used in the equation above for any individual category. These scaling factors can be used for each methodology, including the TRACI 2.1 impacts, CML 4.1 impacts and EN15804+A2 impacts, from the results section.

To adjust for more operational energy use than one amp, you will need the result from the tables in section 'LCA Results - Maximum Impact', the chosen cable you are investigating, and your expected amperage over 40 years. The scaling factors multiplied by the results above will be the operational use results for that particular cable, multiplied by the squared amperage. For example, if you wanted to know how much 100 Amps would increase the product below's B6 GWP, you would follow the equation below:

	Scaling Factor	*	Results	*	Amperage- squared	=	Final GWP
NUAL® AC90 6 AWG/3C + 8 AWG GRD	2.80E+01	*	1.08E+01	*	100 <sup>2</sup>	=	3.03E+06

	A1 - A3							A4	A5	B6	C2 - D
	GWP	ODP	AP	EP	PCOP	FFD/ADP	Resources				
NUAL® AC90 6 AWG/3C + 8 AWG GRD	4.47E-02	3.59E-02	3.87E-02	4.44E-02	4.12E-02	5.08E-02	5.00E-02	4.78E-02	4.78E-02	2.80E+01	4.78E-02
NUAL® AC90 4 AWG/3C + 6 AWG GRD	6.09E-02	5.11E-02	5.41E-02	6.05E-02	5.70E-02	6.76E-02	6.68E-02	6.43E-02	6.43E-02	1.76E+01	6.43E-02
NUAL® AC90 2 AWG/4C + 6 AWG GRD	9.81E-02	8.21E-02	8.70E-02	9.75E-02	9.17E-02	1.09E-01	1.08E-01	1.04E-01	1.04E-01	1.27E+01	1.04E-01
NUAL® AC90 1 AWG/4C + 4 AWG GRD	1.23E-01	1.05E-01	1.10E-01	1.23E-01	1.16E-01	1.36E-01	1.34E-01	1.30E-01	1.30E-01	9.41E+00	1.30E-01
NUAL® AC90 1/0 AWG/3C + 4 AWG GRD	1.14E-01	9.91E-02	1.04E-01	1.13E-01	1.08E-01	1.23E-01	1.22E-01	1.19E-01	1.19E-01	8.68E+00	1.19E-01
NUAL® AC90 2/0 AWG/3C + 4 AWG GRD	1.32E-01	1.18E-01	1.22E-01	1.32E-01	1.26E-01	1.43E-01	1.41E-01	1.38E-01	1.38E-01	6.50E+00	1.38E-01
NUAL® AC90 4/0 AWG/3C + 4 AWG GRD	1.86E-01	1.70E-01	1.75E-01	1.85E-01	1.79E-01	1.97E-01	1.95E-01	1.91E-01	1.91E-01	3.71E+00	1.91E-01
NUAL® AC90 500 kcmil/3C + 1 AWG GRD	4.03E-01	3.78E-01	3.86E-01	4.03E-01	3.93E-01	4.21E-01	4.19E-01	4.12E-01	4.12E-01	1.75E+00	4.12E-01
NUAL® AC90 500 kcmil/4C + 1 AWG GRD	5.21E-01	4.86E-01	4.97E-01	5.20E-01	5.08E-01	5.46E-01	5.43E-01	5.34E-01	5.34E-01	1.75E+00	5.34E-01
NUAL® ACWU90 6 AWG/3C + 8 AWG GRD	5.58E-02	3.59E-02	4.21E-02	5.51E-02	4.79E-02	6.95E-02	6.77E-02	6.27E-02	6.27E-02	2.80E+01	6.27E-02
NUAL® ACWU90 6 AWG/4C + 8 AWG GRD	6.70E-02	4.27E-02	5.02E-02	6.61E-02	5.73E-02	8.36E-02	8.15E-02	7.54E-02	7.54E-02	2.80E+01	7.54E-02

# Environmental Product Declaration



According to  
ISO 14025, EN 15804+A2, ISO  
14040, ISO 14044

## Prysmian Low Voltage Aluminum Armor Cable Industrial and Construction Cables

	A1 - A3							A4	A5	B6	C2 - D
	GWP	ODP	AP	EP	PCOP	FFD/ADP	Resources				
NUAL® ACWU90 4 AWG/3C + 6 AWG GRD	7.42E-02	5.10E-02	5.82E-02	7.34E-02	6.50E-02	9.02E-02	8.81E-02	8.23E-02	8.23E-02	1.76E+01	8.23E-02
NUAL® ACWU90 4 AWG/4C + 6 AWG GRD	8.98E-02	6.15E-02	7.02E-02	8.87E-02	7.85E-02	1.09E-01	1.07E-01	9.97E-02	9.97E-02	1.76E+01	9.97E-02
NUAL® ACWU90 2 AWG/3C + 6 AWG GRD	9.20E-02	6.66E-02	7.45E-02	9.11E-02	8.19E-02	1.09E-01	1.07E-01	1.01E-01	1.01E-01	1.27E+01	1.01E-01
NUAL® ACWU90 2 AWG/4C + 6 AWG GRD	1.18E-01	8.21E-02	9.33E-02	1.17E-01	1.04E-01	1.43E-01	1.40E-01	1.31E-01	1.31E-01	1.27E+01	1.31E-01
NUAL® ACWU90 1 AWG/3C + 4 AWG GRD	1.20E-01	8.45E-02	9.55E-02	1.19E-01	1.06E-01	1.44E-01	1.41E-01	1.32E-01	1.32E-01	9.41E+00	1.32E-01
NUAL® ACWU90 1 AWG/4C + 4 AWG GRD	1.47E-01	1.04E-01	1.17E-01	1.45E-01	1.30E-01	1.76E-01	1.73E-01	1.62E-01	1.62E-01	9.41E+00	1.62E-01
NUAL® ACWU90 1/0 AWG/3C + 4 AWG GRD	1.38E-01	9.97E-02	1.12E-01	1.36E-01	1.23E-01	1.64E-01	1.61E-01	1.51E-01	1.51E-01	8.68E+00	1.51E-01
NUAL® ACWU90 1/0 AWG/4C + 4 AWG GRD	1.70E-01	1.24E-01	1.38E-01	1.68E-01	1.51E-01	2.02E-01	1.97E-01	1.86E-01	1.86E-01	8.68E+00	1.86E-01
NUAL® ACWU90 2/0 AWG/3C + 4 AWG GRD	1.53E-01	1.15E-01	1.27E-01	1.52E-01	1.38E-01	1.80E-01	1.76E-01	1.67E-01	1.67E-01	6.50E+00	1.67E-01
NUAL® ACWU90 3/0 AWG/3C + 4 AWG GRD	1.79E-01	1.38E-01	1.51E-01	1.78E-01	1.63E-01	2.07E-01	2.03E-01	1.93E-01	1.93E-01	4.70E+00	1.93E-01
NUAL® ACWU90 3/0 AWG/4C + 4 AWG GRD	2.32E-01	1.81E-01	1.97E-01	2.30E-01	2.12E-01	2.66E-01	2.62E-01	2.49E-01	2.49E-01	4.70E+00	2.49E-01
NUAL® ACWU90 4/0 AWG/3C + 4 AWG GRD	2.17E-01	1.73E-01	1.87E-01	2.16E-01	2.00E-01	2.47E-01	2.44E-01	2.33E-01	2.33E-01	3.71E+00	2.33E-01
NUAL® ACWU90 4/0 AWG/4C + 4 AWG GRD	2.72E-01	2.20E-01	2.36E-01	2.70E-01	2.51E-01	3.08E-01	3.04E-01	2.91E-01	2.91E-01	3.71E+00	2.91E-01
NUAL® ACWU90 250 kcmil/1C	1.04E-01	8.53E-02	9.11E-02	1.03E-01	9.66E-02	1.17E-01	1.15E-01	1.11E-01	1.11E-01	3.56E+00	1.11E-01
NUAL® ACWU90 250 kcmil/3C + 2 AWG GRD	2.57E-01	2.05E-01	2.21E-01	2.56E-01	2.37E-01	2.94E-01	2.89E-01	2.76E-01	2.76E-01	3.56E+00	2.76E-01
NUAL® ACWU90 250 kcmil/4C + 2 AWG GRD	3.23E-01	2.59E-01	2.79E-01	3.21E-01	2.98E-01	3.67E-01	3.61E-01	3.45E-01	3.45E-01	3.56E+00	3.45E-01
NUAL® ACWU90 300 kcmil/3C + 2 AWG GRD	2.97E-01	2.42E-01	2.59E-01	2.95E-01	2.75E-01	3.34E-01	3.30E-01	3.16E-01	3.16E-01	2.99E+00	3.16E-01
NUAL® ACWU90 300 kcmil/4C + 2 AWG GRD	3.74E-01	3.08E-01	3.29E-01	3.72E-01	3.48E-01	4.20E-01	4.14E-01	3.98E-01	3.98E-01	2.99E+00	3.98E-01
NUAL® ACWU90 350 kcmil/1C	1.36E-01	1.11E-01	1.19E-01	1.35E-01	1.26E-01	1.54E-01	1.51E-01	1.45E-01	1.45E-01	2.54E+00	1.45E-01
NUAL® ACWU90 350 kcmil/3C + 2 AWG GRD	3.27E-01	2.71E-01	2.88E-01	3.25E-01	3.05E-01	3.66E-01	3.61E-01	3.47E-01	3.47E-01	2.54E+00	3.47E-01
NUAL® ACWU90 350 kcmil/4C + 2 AWG GRD	4.23E-01	3.46E-01	3.70E-01	4.21E-01	3.93E-01	4.77E-01	4.70E-01	4.51E-01	4.51E-01	2.54E+00	4.51E-01
NUAL® ACWU90 400 kcmil/3C + 2 AWG GRD	3.56E-01	2.93E-01	3.13E-01	3.54E-01	3.31E-01	4.00E-01	3.95E-01	3.79E-01	3.79E-01	2.22E+00	3.79E-01
NUAL® ACWU90 500 kcmil/3C + 1 AWG GRD	4.52E-01	3.78E-01	4.01E-01	4.50E-01	4.23E-01	5.04E-01	4.97E-01	4.79E-01	4.79E-01	1.75E+00	4.79E-01
NUAL® ACWU90 500 kcmil/4C + 1 AWG GRD	5.75E-01	4.86E-01	5.14E-01	5.72E-01	5.40E-01	6.37E-01	6.29E-01	6.07E-01	6.07E-01	1.75E+00	6.07E-01
NUAL® ACWU90 600 kcmil/3C + 1 AWG GRD	5.22E-01	4.44E-01	4.68E-01	5.19E-01	4.91E-01	5.76E-01	5.69E-01	5.49E-01	5.49E-01	1.46E+00	5.49E-01
NUAL® ACWU90 600 kcmil/4C + 1 AWG GRD	6.66E-01	5.73E-01	6.02E-01	6.63E-01	6.29E-01	7.31E-01	7.23E-01	6.99E-01	6.99E-01	1.46E+00	6.99E-01
NUAL® ACWU90 750 kcmil/1C	2.49E-01	2.18E-01	2.27E-01	2.48E-01	2.37E-01	2.70E-01	2.68E-01	2.60E-01	2.60E-01	1.21E+00	2.60E-01
NUAL® ACWU90 750 kcmil/3C + 1/0 AWG GRD	6.25E-01	5.45E-01	5.70E-01	6.22E-01	5.94E-01	6.81E-01	6.74E-01	6.54E-01	6.54E-01	1.21E+00	6.54E-01
NUAL® ACWU90 750 kcmil/4C + 1/0 AWG GRD	8.01E-01	7.05E-01	7.35E-01	7.97E-01	7.63E-01	8.67E-01	8.59E-01	8.35E-01	8.35E-01	1.21E+00	8.35E-01
NUAL® ACWU90 1000 kcmil/1C GRD	3.08E-01	2.75E-01	2.85E-01	3.07E-01	2.95E-01	3.31E-01	3.28E-01	3.20E-01	3.20E-01	8.78E-01	3.20E-01

# Environmental Product Declaration



According to  
ISO 14025, EN 15804+A2, ISO  
14040, ISO 14044

## Prysmian Low Voltage Aluminum Armor Cable Industrial and Construction Cables

	A1 - A3							A4	A5	B6	C2 - D
	GWP	ODP	AP	EP	PCOP	FFD/ADP	Resources				
STABILOY® AL MC 6 AWG/3C + 6 AWG GRD NO JKT	4.33E-02	3.96E-02	4.07E-02	4.32E-02	4.17E-02	4.58E-02	4.54E-02	4.44E-02	4.44E-02	2.80E+01	4.44E-02
STABILOY® AL MC 6 AWG/4C + 6 AWG GRD NO JKT	5.24E-02	4.66E-02	4.84E-02	5.21E-02	4.99E-02	5.61E-02	5.56E-02	5.40E-02	5.40E-02	2.80E+01	5.40E-02
STABILOY® AL MC 4 AWG/3C + 6 AWG GRD NO JKT	5.55E-02	5.14E-02	5.26E-02	5.53E-02	5.37E-02	5.82E-02	5.78E-02	5.66E-02	5.66E-02	1.76E+01	5.66E-02
STABILOY® AL MC 4 AWG/4C + 6 AWG GRD NO JKT	6.82E-02	6.18E-02	6.38E-02	6.79E-02	6.54E-02	7.23E-02	7.17E-02	6.99E-02	6.99E-02	1.76E+01	6.99E-02
STABILOY® AL MC 2 AWG/3C + 6 AWG GRD NO JKT	7.24E-02	6.88E-02	6.99E-02	7.22E-02	7.09E-02	7.47E-02	7.44E-02	7.35E-02	7.35E-02	1.27E+01	7.35E-02
STABILOY® AL MC 2 AWG/3C + 6 AWG GRD JKT	8.66E-02	6.70E-02	7.31E-02	8.59E-02	7.87E-02	1.00E-01	9.83E-02	9.34E-02	9.34E-02	1.27E+01	9.34E-02
STABILOY® AL MC 2 AWG/4C + 4 AWG GRD NO JKT	9.35E-02	8.80E-02	8.97E-02	9.32E-02	9.11E-02	9.71E-02	9.66E-02	9.52E-02	9.52E-02	1.27E+01	9.52E-02
STABILOY® AL MC 2 AWG/4C + 6 AWG GRD NO JKT	8.84E-02	8.24E-02	8.43E-02	8.81E-02	8.58E-02	9.23E-02	9.17E-02	9.02E-02	9.02E-02	1.27E+01	9.02E-02
STABILOY® AL MC 1 AWG/3C + 4 AWG GRD NO JKT	9.04E-02	8.55E-02	8.70E-02	9.02E-02	8.83E-02	9.37E-02	9.32E-02	9.19E-02	9.19E-02	9.41E+00	9.19E-02
STABILOY® AL MC 1 AWG/3C + 4 AWG GRD JKT	1.09E-01	8.54E-02	9.28E-02	1.09E-01	9.98E-02	1.26E-01	1.24E-01	1.18E-01	1.18E-01	9.41E+00	1.18E-01
STABILOY® AL MC 1 AWG/4C + 4 AWG GRD NO JKT	1.19E-01	1.12E-01	1.15E-01	1.19E-01	1.16E-01	1.24E-01	1.23E-01	1.22E-01	1.22E-01	9.41E+00	1.22E-01
STABILOY® AL MC 1/0 AWG/3C + 4 AWG GRD NO JKT	1.03E-01	9.80E-02	9.95E-02	1.03E-01	1.01E-01	1.06E-01	1.06E-01	1.05E-01	1.05E-01	8.68E+00	1.05E-01
STABILOY® AL MC 1/0 AWG/3C + 4 AWG GRD JKT	1.22E-01	9.80E-02	1.05E-01	1.21E-01	1.12E-01	1.38E-01	1.36E-01	1.30E-01	1.30E-01	8.68E+00	1.30E-01
STABILOY® AL MC 1/0 AWG/4C + 4 AWG GRD NO JKT	1.33E-01	1.25E-01	1.28E-01	1.33E-01	1.30E-01	1.39E-01	1.38E-01	1.36E-01	1.36E-01	8.68E+00	1.36E-01
STABILOY® AL MC 1/0 AWG/4C + 4 AWG GRD JKT	1.50E-01	1.22E-01	1.30E-01	1.49E-01	1.39E-01	1.69E-01	1.67E-01	1.60E-01	1.60E-01	8.68E+00	1.60E-01
STABILOY® AL MC 2/0 AWG/3C + 4 AWG GRD NO JKT	1.21E-01	1.16E-01	1.18E-01	1.21E-01	1.19E-01	1.24E-01	1.23E-01	1.22E-01	1.22E-01	6.50E+00	1.22E-01
STABILOY® AL MC 2/0 AWG/3C + 4 AWG GRD JKT	1.41E-01	1.16E-01	1.24E-01	1.40E-01	1.31E-01	1.57E-01	1.55E-01	1.49E-01	1.49E-01	6.50E+00	1.49E-01
STABILOY® AL MC 2/0 AWG/4C + 4 AWG GRD JKT	1.86E-01	1.52E-01	1.62E-01	1.85E-01	1.72E-01	2.09E-01	2.06E-01	1.98E-01	1.98E-01	6.50E+00	1.98E-01
STABILOY® AL MC 3/0 AWG/3C + 4 AWG GRD JKT	1.65E-01	1.39E-01	1.47E-01	1.64E-01	1.55E-01	1.82E-01	1.80E-01	1.73E-01	1.73E-01	4.70E+00	1.73E-01
STABILOY® AL MC 3/0 AWG/4C + 4 AWG GRD NO JKT	1.94E-01	1.88E-01	1.90E-01	1.94E-01	1.91E-01	1.98E-01	1.98E-01	1.96E-01	1.96E-01	4.70E+00	1.96E-01
STABILOY® AL MC 4/0 AWG/3C + 2 AWG GRD NO JKT	1.81E-01	1.79E-01	1.80E-01	1.81E-01	1.80E-01	1.82E-01	1.82E-01	1.81E-01	1.81E-01	3.71E+00	1.81E-01
STABILOY® AL MC 250 kcmil/3C + 1 AWG GRD NO JKT	2.24E-01	2.14E-01	2.17E-01	2.23E-01	2.20E-01	2.30E-01	2.29E-01	2.26E-01	2.26E-01	3.56E+00	2.26E-01
STABILOY® AL MC 250 kcmil/3C + 2 AWG GRD NO JKT	2.16E-01	2.11E-01	2.13E-01	2.16E-01	2.14E-01	2.19E-01	2.19E-01	2.17E-01	2.17E-01	3.56E+00	2.17E-01
STABILOY® AL MC 250 kcmil/4C + 1 AWG GRD NO JKT	2.78E-01	2.71E-01	2.73E-01	2.78E-01	2.75E-01	2.83E-01	2.82E-01	2.80E-01	2.80E-01	3.56E+00	2.80E-01
STABILOY® AL MC 250 kcmil/4C + 1 AWG GRD JKT	3.05E-01	2.64E-01	2.77E-01	3.04E-01	2.89E-01	3.34E-01	3.30E-01	3.20E-01	3.20E-01	3.56E+00	3.20E-01
STABILOY® AL MC 250 kcmil/4C + 1/0 AWG GRD NO JKT	2.86E-01	2.74E-01	2.77E-01	2.85E-01	2.80E-01	2.93E-01	2.92E-01	2.89E-01	2.89E-01	3.56E+00	2.89E-01

# Environmental Product Declaration



According to  
ISO 14025, EN 15804+A2, ISO  
14040, ISO 14044

## Prysmian Low Voltage Aluminum Armor Cable Industrial and Construction Cables

	A1 - A3							A4	A5	B6	C2 - D
	GWP	ODP	AP	EP	PCOP	FFD/ADP	Resources				
STABILOY® AL MC 250 kcmil/4C + 3/0 AWG GRD NO JKT	2.91E-01	2.86E-01	2.88E-01	2.91E-01	2.89E-01	2.94E-01	2.94E-01	2.93E-01	2.93E-01	3.56E+00	2.93E-01
STABILOY® AL MC 300 kcmil/4C + 1 AWG GRD NO JKT	3.24E-01	3.19E-01	3.20E-01	3.23E-01	3.22E-01	3.27E-01	3.26E-01	3.25E-01	3.25E-01	2.99E+00	3.25E-01
STABILOY® AL MC 300 kcmil/4C + 1 AWG GRD JKT	3.55E-01	3.13E-01	3.26E-01	3.53E-01	3.38E-01	3.83E-01	3.80E-01	3.69E-01	3.69E-01	2.99E+00	3.69E-01
STABILOY® AL MC 300 kcmil/4C + 1/0 AWG GRD NO JKT	3.29E-01	3.25E-01	3.26E-01	3.28E-01	3.27E-01	3.31E-01	3.31E-01	3.30E-01	3.30E-01	2.99E+00	3.30E-01
STABILOY® AL MC 350 kcmil/3C + 1 AWG GRD NO JKT	2.87E-01	2.81E-01	2.83E-01	2.87E-01	2.84E-01	2.92E-01	2.91E-01	2.89E-01	2.89E-01	2.54E+00	2.89E-01
STABILOY® AL MC 350 kcmil/3C + 1/0 AWG GRD NO JKT	2.82E-01	2.80E-01	2.80E-01	2.82E-01	2.81E-01	2.83E-01	2.83E-01	2.82E-01	2.82E-01	2.54E+00	2.82E-01
STABILOY® AL MC 350 kcmil/3C + 2 AWG GRD NO JKT	2.73E-01	2.72E-01	2.72E-01	2.73E-01	2.73E-01	2.74E-01	2.74E-01	2.74E-01	2.74E-01	2.54E+00	2.74E-01
STABILOY® AL MC 350 kcmil/4C + 1/0 AWG GRD NO JKT	3.58E-01	3.55E-01	3.56E-01	3.58E-01	3.57E-01	3.60E-01	3.60E-01	3.59E-01	3.59E-01	2.54E+00	3.59E-01
STABILOY® AL MC 350 kcmil/4C + 1/0 AWG GRD JKT	3.96E-01	3.55E-01	3.68E-01	3.95E-01	3.80E-01	4.25E-01	4.21E-01	4.11E-01	4.11E-01	2.54E+00	4.11E-01
STABILOY® AL MC 350 kcmil/4C + 2 AWG GRD NO JKT	3.61E-01	3.53E-01	3.55E-01	3.61E-01	3.58E-01	3.66E-01	3.66E-01	3.64E-01	3.64E-01	2.54E+00	3.64E-01
STABILOY® AL MC 350 kcmil/4C + 4/0 AWG GRD NO JKT	3.83E-01	3.82E-01	3.82E-01	3.83E-01	3.82E-01	3.83E-01	3.83E-01	3.83E-01	3.83E-01	2.54E+00	3.83E-01
STABILOY® AL MC 400 kcmil/3C + 1 AWG GRD NO JKT	3.01E-01	2.98E-01	2.99E-01	3.01E-01	3.00E-01	3.03E-01	3.02E-01	3.02E-01	3.02E-01	2.22E+00	3.02E-01
STABILOY® AL MC 400 kcmil/3C + 3/0 AWG GRD NO JKT	3.24E-01	3.22E-01	3.22E-01	3.24E-01	3.23E-01	3.25E-01	3.25E-01	3.25E-01	3.25E-01	2.22E+00	3.25E-01
STABILOY® AL MC 400 kcmil/3C + 3/0 AWG GRD JKT	3.61E-01	3.20E-01	3.33E-01	3.60E-01	3.45E-01	3.90E-01	3.86E-01	3.76E-01	3.76E-01	2.22E+00	3.76E-01
STABILOY® AL MC 400 kcmil/4C + 1 AWG GRD NO JKT	3.97E-01	3.86E-01	3.90E-01	3.97E-01	3.93E-01	4.05E-01	4.04E-01	4.01E-01	4.01E-01	2.22E+00	4.01E-01
STABILOY® AL MC 400 kcmil/4C + 1/0 AWG GRD NO JKT	3.90E-01	3.84E-01	3.86E-01	3.90E-01	3.87E-01	3.94E-01	3.93E-01	3.92E-01	3.92E-01	2.22E+00	3.92E-01
STABILOY® AL MC 400 kcmil/4C + 3/0 AWG GRD NO JKT	4.11E-01	4.06E-01	4.08E-01	4.11E-01	4.09E-01	4.14E-01	4.14E-01	4.12E-01	4.12E-01	2.22E+00	4.12E-01
STABILOY® AL MC 400 kcmil/4C + 4/0 AWG GRD NO JKT	4.15E-01	4.12E-01	4.13E-01	4.15E-01	4.13E-01	4.17E-01	4.17E-01	4.16E-01	4.16E-01	2.22E+00	4.16E-01
STABILOY® AL MC 500 kcmil/3C + 1 AWG GRD NO JKT	3.77E-01	3.79E-01	3.79E-01	3.78E-01	3.78E-01	3.76E-01	3.77E-01	3.77E-01	3.77E-01	1.75E+00	3.77E-01
STABILOY® AL MC 500 kcmil/3C + 1 AWG GRD JKT	4.17E-01	3.79E-01	3.91E-01	4.16E-01	4.02E-01	4.44E-01	4.40E-01	4.31E-01	4.31E-01	1.75E+00	4.31E-01
STABILOY® AL MC 500 kcmil/3C + 2/0 AWG GRD NO JKT	3.88E-01	3.89E-01	3.89E-01	3.88E-01	3.88E-01	3.87E-01	3.87E-01	3.88E-01	3.88E-01	1.75E+00	3.88E-01

# Environmental Product Declaration



According to  
ISO 14025, EN 15804+A2, ISO  
14040, ISO 14044

## Prysmian Low Voltage Aluminum Armor Cable Industrial and Construction Cables

	A1 - A3							A4	A5	B6	C2 - D
	GWP	ODP	AP	EP	PCOP	FFD/ADP	Resources				
STABILOY® AL MC 500 kcmil/3C + 3/0 AWG GRD JKT	4.61E-01	4.02E-01	4.20E-01	4.59E-01	4.37E-01	5.01E-01	4.96E-01	4.81E-01	4.81E-01	1.75E+00	4.81E-01
STABILOY® AL MC 500 kcmil/4C + 2/0 AWG GRD NO JKT	4.96E-01	4.97E-01	4.97E-01	4.96E-01	4.97E-01	4.96E-01	4.96E-01	4.96E-01	4.96E-01	1.75E+00	4.96E-01
STABILOY® AL MC 500 kcmil/4C + 2/0 AWG GRD JKT	5.51E-01	4.97E-01	5.14E-01	5.49E-01	5.30E-01	5.88E-01	5.84E-01	5.70E-01	5.70E-01	1.75E+00	5.70E-01
STABILOY® AL MC 500 kcmil/4C + 250 kcmil GRD NO JKT	5.30E-01	5.33E-01	5.32E-01	5.30E-01	5.31E-01	5.27E-01	5.28E-01	5.28E-01	5.28E-01	1.75E+00	5.28E-01
STABILOY® AL MC 500 kcmil/4C + 3/0 AWG GRD NO JKT	5.09E-01	5.11E-01	5.11E-01	5.09E-01	5.10E-01	5.08E-01	5.08E-01	5.08E-01	5.08E-01	1.75E+00	5.08E-01
STABILOY® AL MC 500 kcmil/4C + 250 kcmil GRD JKT	5.84E-01	5.28E-01	5.45E-01	5.82E-01	5.62E-01	6.23E-01	6.18E-01	6.04E-01	6.04E-01	1.75E+00	6.04E-01
STABILOY® AL MC 500 kcmil/4C + 300 kcmil GRD NO JKT	5.34E-01	5.39E-01	5.37E-01	5.34E-01	5.36E-01	5.31E-01	5.31E-01	5.32E-01	5.32E-01	1.75E+00	5.32E-01
STABILOY® AL MC 500 kcmil/4C + 400 kcmil GRD NO JKT	5.49E-01	5.54E-01	5.52E-01	5.49E-01	5.51E-01	5.45E-01	5.45E-01	5.47E-01	5.47E-01	1.75E+00	5.47E-01
STABILOY® AL MC 600 kcmil/3C + 2/0 AWG GRD NO JKT	4.72E-01	4.64E-01	4.66E-01	4.72E-01	4.69E-01	4.78E-01	4.77E-01	4.75E-01	4.75E-01	1.46E+00	4.75E-01
STABILOY® AL MC 600 kcmil/3C + 400 kcmil GRD NO JKT	5.18E-01	5.20E-01	5.19E-01	5.18E-01	5.19E-01	5.16E-01	5.16E-01	5.17E-01	5.17E-01	1.46E+00	5.17E-01
STABILOY® AL MC 600 kcmil/3C + 400 kcmil GRD JKT	5.70E-01	5.13E-01	5.31E-01	5.68E-01	5.48E-01	6.10E-01	6.04E-01	5.90E-01	5.90E-01	1.46E+00	5.90E-01
STABILOY® AL MC 600 kcmil/3C + 600 kcmil GRD NO JKT	5.53E-01	5.59E-01	5.57E-01	5.53E-01	5.55E-01	5.49E-01	5.49E-01	5.51E-01	5.51E-01	1.46E+00	5.51E-01
STABILOY® AL MC 600 kcmil/4C + 2/0 AWG GRD NO JKT	5.93E-01	5.86E-01	5.88E-01	5.92E-01	5.90E-01	5.97E-01	5.97E-01	5.95E-01	5.95E-01	1.46E+00	5.95E-01
STABILOY® AL MC 600 kcmil/4C + 3/0 AWG GRD NO JKT	5.98E-01	5.93E-01	5.94E-01	5.98E-01	5.96E-01	6.01E-01	6.01E-01	5.99E-01	5.99E-01	1.46E+00	5.99E-01
STABILOY® AL MC 600 kcmil/4C + 400 kcmil GRD NO JKT	6.51E-01	6.51E-01	6.51E-01	6.51E-01	6.51E-01	6.50E-01	6.50E-01	6.50E-01	6.50E-01	1.46E+00	6.50E-01
STABILOY® AL MC 600 kcmil/4C + 400 kcmil GRD JKT	7.19E-01	6.52E-01	6.73E-01	7.16E-01	6.92E-01	7.65E-01	7.59E-01	7.42E-01	7.42E-01	1.46E+00	7.42E-01
STABILOY® AL MC 600 kcmil/4C + 600 kcmil GRD NO JKT	6.86E-01	6.89E-01	6.88E-01	6.86E-01	6.87E-01	6.84E-01	6.84E-01	6.85E-01	6.85E-01	1.46E+00	6.85E-01
STABILOY® AL MC 750 kcmil/3C + 1/0 AWG GRD NO JKT	5.46E-01	5.48E-01	5.47E-01	5.46E-01	5.47E-01	5.45E-01	5.45E-01	5.46E-01	5.46E-01	1.21E+00	5.46E-01
STABILOY® AL MC 750 kcmil/3C + 1/0 AWG GRD JKT	6.05E-01	5.48E-01	5.66E-01	6.03E-01	5.83E-01	6.45E-01	6.40E-01	6.25E-01	6.25E-01	1.21E+00	6.25E-01
STABILOY® AL MC 750 kcmil/3C + 3/0 AWG GRD NO JKT	5.72E-01	5.68E-01	5.69E-01	5.72E-01	5.71E-01	5.75E-01	5.75E-01	5.74E-01	5.74E-01	1.21E+00	5.74E-01
STABILOY® AL MC 750 kcmil/3C + 750 kcmil GRD JKT	7.36E-01	6.87E-01	7.03E-01	7.35E-01	7.17E-01	7.71E-01	7.66E-01	7.54E-01	7.54E-01	1.21E+00	7.54E-01
STABILOY® AL MC 750 kcmil/4C + 3/0 AWG GRD NO JKT	7.21E-01	7.21E-01	7.21E-01	7.21E-01	7.21E-01	7.21E-01	7.21E-01	7.21E-01	7.21E-01	1.21E+00	7.21E-01
STABILOY® AL MC 750 kcmil/4C + 250 kcmil GRD NO JKT	7.44E-01	7.46E-01	7.45E-01	7.44E-01	7.45E-01	7.43E-01	7.43E-01	7.43E-01	7.43E-01	1.21E+00	7.43E-01
STABILOY® AL MC 750 kcmil/4C + 350 kcmil GRD NO JKT	7.61E-01	7.66E-01	7.64E-01	7.61E-01	7.63E-01	7.57E-01	7.58E-01	7.59E-01	7.59E-01	1.21E+00	7.59E-01
STABILOY® AL MC 750 kcmil/4C + 600 kcmil GRD NO JKT	8.25E-01	8.18E-01	8.20E-01	8.25E-01	8.22E-01	8.29E-01	8.29E-01	8.27E-01	8.27E-01	1.21E+00	8.27E-01
STABILOY® AL MC 750 kcmil/4C + 750 kcmil GRD NO JKT	8.48E-01	8.64E-01	8.59E-01	8.49E-01	8.55E-01	8.38E-01	8.40E-01	8.43E-01	8.43E-01	1.21E+00	8.43E-01
STABILOY® AL MC 900 kcmil/4C + 900 kcmil GRD NO JKT	1.00E+00	1.00E+00	1.00E+00	1.00E+00	1.00E+00	1.00E+00	1.00E+00	1.00E+00	1.00E+00	1.00E+00	1.00E+00
AL MC 750-3 KCMIL Stranded	2.94E-01	2.74E-01	2.79E-01	2.94E-01	2.80E-01	2.85E-01	2.92E-01	3.12E-01	3.12E-01	1.21E+00	3.12E-01
AL MC 1/0-3 AWG Stranded	7.51E-02	6.67E-02	6.90E-02	7.51E-02	6.98E-02	7.37E-02	7.57E-02	8.12E-02	8.12E-02	1.11E+01	8.12E-02
AL MC 6-3 AWG Stranded	2.77E-02	2.49E-02	2.56E-02	2.77E-02	2.59E-02	2.72E-02	2.78E-02	2.98E-02	2.98E-02	3.58E+01	2.98E-02
AL MC JKT 3/0-3 AWG Stranded	1.10E-01	8.37E-02	9.09E-02	1.10E-01	9.48E-02	1.11E-01	1.15E-01	1.26E-01	1.26E-01	1.68E+01	1.26E-01
AL MC JKT 250-3 KCMIL Stranded	1.51E-01	1.13E-01	1.23E-01	1.50E-01	1.29E-01	1.53E-01	1.58E-01	1.74E-01	1.74E-01	3.56E+00	1.74E-01
AL MC JKT 2-3 AWG Stranded	5.73E-02	3.74E-02	4.30E-02	5.70E-02	4.62E-02	5.94E-02	6.20E-02	6.92E-02	6.92E-02	1.34E+01	6.92E-02

# Environmental Product Declaration



According to  
ISO 14025, EN 15804+A2, ISO  
14040, ISO 14044

**Prysmian Low Voltage Aluminum Armor Cable**  
Industrial and Construction Cables

---

## Additional Environmental Information

---

### Environmental and Health During Manufacturing

---

Prysmian has an established HSE Management System in place at its manufacturing sites. Site programs ensure that OSHA and environmental requirements are met or exceeded to help ensure the safety and health of all employees, contractors, and guests.

### Environmental and Health During Installation

---

There is no harmful emissive potential. No damage to health or impairment is expected under normal use corresponding to the intended use of the product.

### Extraordinary Effects

---

#### Fire

None

#### Water

None

#### Mechanical Destruction

None

### Delayed Emissions

---

Global warming potential is calculated using the TRACI 2.1 and CML 4.1 impact assessment methodologies. Delayed emissions are not considered.

### Environmental Activities and Certifications

---

Prysmian North America manufacturing sites strive to meet or exceed all applicable federal, state, and local environmental regulations. All manufacturing sites are ISO 14001:2015 Certified.

Prysmian maintains a variety of certifications based on the widely accepted industry standards:

- Quality Management System certifications (ISO9001/TL9000)
- Environmental Management System certifications (ISO14001)
- Health and Safety Management System certifications (ISO45001)

These certificates can be downloaded from our company website here: <https://www.prysmian.com/en>

### Further Information

---

Prysmian Group  
4 Tesseneer Road  
Highland Heights, KY 41076

## References

- PCR PEP ecopassport Program: Product Category Rules for Electrical, Electronic and HVAC-R Products, v4.0, 2021.
- PSR PEP ecopassport Program: Product Specific Rules for Wires, Cables and Accessories, v4.0, 2022.
- LCA for Experts v10.7.0.183 Sphera Solutions GmbH. LCA for Experts Software System and Database for Life Cycle Engineering. Version 10.7.0.183 (software).
- ISO 14025 ISO 14025:2011-10, Environmental labels and declarations — Type III environmental declarations — Principles and procedures.
- ISO 14040 ISO 14040:2009-11, Environmental management — Life cycle assessment — Principles and framework.
- ISO 14044 ISO 14044:2006-10, Environmental management — Life cycle assessment — Requirements and guidelines.
- EN 15804+A2 EN 15804:2012+A2:2019/AC:2021 - Sustainability of construction works - Environmental Product Declarations - Core rules for the product category of construction products
- ASTM 2020 ASTM International General Program Instructions v8.0, April 29, 2020
- ISO 21930: 2017 ISO 21930:2017, Sustainability in buildings and civil engineering works - Core rules for environmental product declarations of construction products and services.
- Characterization Method IPCC. 2021. Climate Change 2013. The Physical Science Basis. Cambridge University Press. (<http://www.ipcc.ch/report/ar5/wg1/>).
- Characterization Method Hauschild M.Z., & Wenzel H. Environmental Assessment of Products. Springer, US, Vol. 2, 1998.
- Characterization Method Heijungs R., Guinée J.B., Huppes G., Lankreijer R.M., Udo de Haes H.A., Wegener Sleeswijk A. Environmental Life Cycle Assessment of Products: Guide and Backgrounds. CML. Leiden University, Leiden, 1992.
- Characterization Method Jenkin M.E., & Hayman G.D. Photochemical ozone creation potentials for oxygenated volatile organic compounds: sensitivity to variations in kinetic and mechanistic parameters. Atmospheric Environment. 1999, 33 (8) pp. 1275-1293.
- Characterization Method WMO. 1999. Scientific Assessment of Ozone Depletion: 1998, World Meteorological Organization Global Ozone Research and Monitoring Project - Report No. 44, WMO, Geneva.
- Characterization Method Standard Method for the Testing and Evaluation of Volatile Organic Chemical Emissions from Indoor Sources using Environmental Chambers- version 1.2, January 2017.

# Environmental Product Declaration



According to  
ISO 14025, EN 15804+A2, ISO  
14040, ISO 14044

Prysmian Low Voltage Aluminum Armor Cable  
Industrial and Construction Cables

---

## Contact Information

---

### Study Commissioner

---



- For more information, visit our website at  
<https://www.prysmian.com/en>

- Technical Support for product technical questions at  
<https://www.prysmian.com/en/contact-us>  
- Contact our sustainability team:

---

### LCA Practitioner

---



Sustainable Solutions Corporation  
155 Railroad Plaza, Suite 203  
Royersford, PA 19468 USA  
(+1) 610 569-1047  
[info@sustainablesolutionscorporation.com](mailto:info@sustainablesolutionscorporation.com)  
[www.sustainablesolutionscorporation.com](http://www.sustainablesolutionscorporation.com)